PHOTOGRAPH 13 – BH009 – 15.20m to 18.20m bgl

PHOTOGRAPH 14 – BH009 – 18.20m to 19.50m bgl

Client	AECOM	CENTRAL ALLIANCE GROUND ENGINEERING TECHNICAL SERVICES
Project	One Earth Solar Farm	
Title	BH009	



PHOTOGRAPH 1 – BH010 – 0.00m to 1.20m bgl



PHOTOGRAPH 2 – BH010 – 2.00m to 3.00m bgl

Client	AECOM	CENTRAL ALLIANCE GROUND ENGINEERING TECHNICAL SERVICES
Project	One Earth Solar Farm	
Title	BH010	



PHOTOGRAPH 3 – BH010 – 3.00m to 4.00m bgl

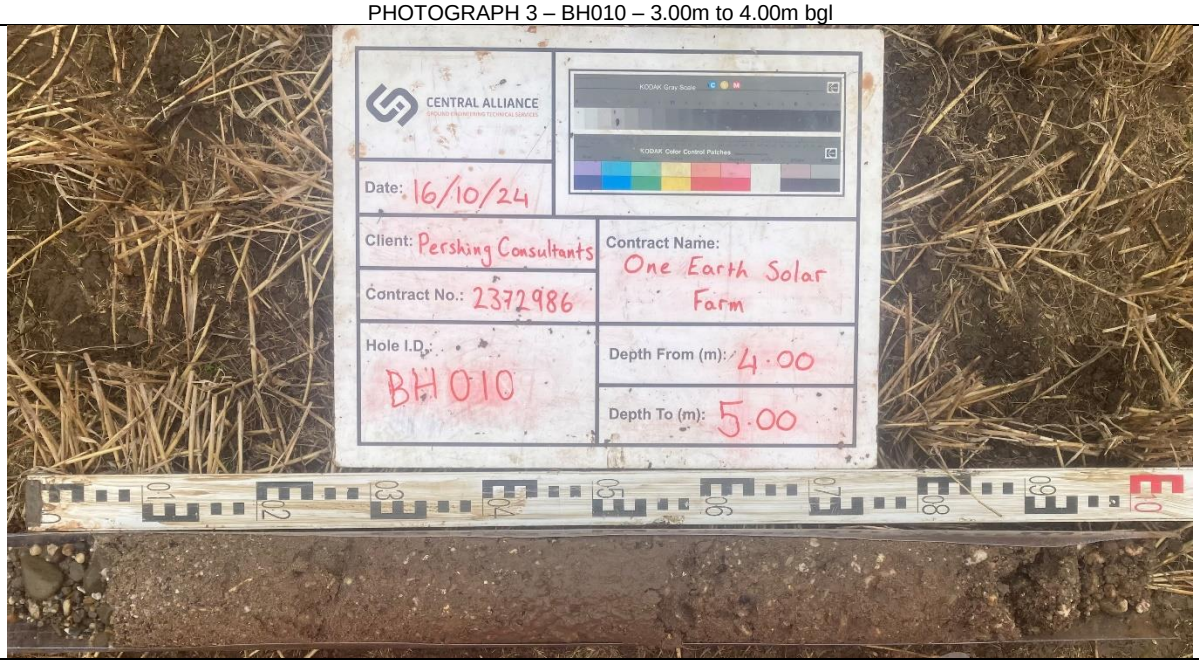

PHOTOGRAPH 4 – BH010 – 4.00m to 5.00m bgl

Client	AECOM	CENTRAL ALLIANCE GROUND ENGINEERING TECHNICAL SERVICES
Project	One Earth Solar Farm	
Title	BH010	

PHOTOGRAPH 1 – BH011 – 1.20m to 2.00m bgl

PHOTOGRAPH 2 – BH011 – 2.00m to 3.00m bgl

Client	AECOM	CENTRAL ALLIANCE GROUND ENGINEERING TECHNICAL SERVICES
Project	One Earth Solar Farm	
Title	BH011	

PHOTOGRAPH 3 – BH011 – 3.00m to 6.00m bgl

PHOTOGRAPH 4 – BH011 – 6.00m to 9.00m bgl

Client	AECOM	CENTRAL ALLIANCE GROUND ENGINEERING TECHNICAL SERVICES
Project	One Earth Solar Farm	
Title	BH011	

PHOTOGRAPH 5 – BH011 – 9.00m to 12.00m bgl

PHOTOGRAPH 6 – BH011 – 12.00m to 13.10m bgl

Client	AECOM	CENTRAL ALLIANCE GROUND ENGINEERING TECHNICAL SERVICES
Project	One Earth Solar Farm	
Title	BH011	

PHOTOGRAPH 1 – BH012 - 2.00m to 3.00m bgl

PHOTOGRAPH 2 – BH012 – 3.00m to 6.00m bgl

Client	AECOM	CENTRAL ALLIANCE GROUND ENGINEERING TECHNICAL SERVICES
Project	One Earth Solar Farm	
Title	BH012	

PHOTOGRAPH 3 – BH012 – 8.00m to 11.00m bgl

PHOTOGRAPH 4 – BH012 – 11.00m to 14.00m bgl

Client	AECOM	CENTRAL ALLIANCE GROUND ENGINEERING TECHNICAL SERVICES
Project	One Earth Solar Farm	
Title	BH012	

PHOTOGRAPH 1 – BH013 – 1.20m to 2.00m bgl

PHOTOGRAPH 2 – BH013 – 2.00m to 3.00m bgl



PHOTOGRAPH 3 – BH013 – 3.00m to 6.20m bgl

Client	AECOM	CENTRAL ALLIANCE GROUND ENGINEERING TECHNICAL SERVICES
Project	One Earth Solar Farm	
Title	BH013	

PHOTOGRAPH 4 – BH013 – 6.80m to 8.30m bgl

PHOTOGRAPH 5 – BH013 – 7.20m to 11.00m bgl

Client	AECOM	CENTRAL ALLIANCE GROUND ENGINEERING TECHNICAL SERVICES
Project	One Earth Solar Farm	
Title	BH013	

PHOTOGRAPH 1 – TP001 – 0.00m to 4.00m bgl

Client	AECOM	CENTRAL ALLIANCE GROUND ENGINEERING TECHNICAL SERVICES
Project	One Earth Solar Farm	
Title	TP001	

PHOTOGRAPH 2 – TP001 – 0.00m to 4.00m bgl

Client	AECOM	CENTRAL ALLIANCE GROUND ENGINEERING TECHNICAL SERVICES
Project	One Earth Solar Farm	
Title	TP001	

PHOTOGRAPH 3 – TP001 – 0.00m to 4.00m bgl

Client	AECOM	CENTRAL ALLIANCE GROUND ENGINEERING TECHNICAL SERVICES
Project	One Earth Solar Farm	
Title	TP001	

PHOTOGRAPH 4 – TP001 - Spoil

Client	AECOM	CENTRAL ALLIANCE GROUND ENGINEERING TECHNICAL SERVICES
Project	One Earth Solar Farm	
Title	TP001	

PHOTOGRAPH 1 – TP002 – 0.00m to 3.00m bgl

Client	AECOM	CENTRAL ALLIANCE GROUND ENGINEERING TECHNICAL SERVICES
Project	One Earth Solar Farm	
Title	TP002	

PHOTOGRAPH 2 – TP002 – 0.00m to 3.00m bgl

Client	AECOM	CENTRAL ALLIANCE GROUND ENGINEERING TECHNICAL SERVICES
Project	One Earth Solar Farm	
Title	TP002	

PHOTOGRAPH 3 – TP002 - Spoil

Client	AECOM	CENTRAL ALLIANCE GROUND ENGINEERING TECHNICAL SERVICES
Project	One Earth Solar Farm	
Title	TP002	

PHOTOGRAPH 1 – TP003 – 0.00m to 4.00m bgl

Client	AECOM	CENTRAL ALLIANCE GROUND ENGINEERING TECHNICAL SERVICES
Project	One Earth Solar Farm	
Title	TP003	

PHOTOGRAPH 2 – TP003 – 0.00m to 4.00m bgl

Client	AECOM	CENTRAL ALLIANCE GROUND ENGINEERING TECHNICAL SERVICES
Project	One Earth Solar Farm	
Title	TP003	

PHOTOGRAPH 3 – TP003 – 0.00m to 4.00m bgl

Client	AECOM	CENTRAL ALLIANCE GROUND ENGINEERING TECHNICAL SERVICES
Project	One Earth Solar Farm	
Title	TP003	

PHOTOGRAPH 4 – TP003 - Spoil

Client	AECOM	CENTRAL ALLIANCE GROUND ENGINEERING TECHNICAL SERVICES
Project	One Earth Solar Farm	
Title	TP003	

PHOTOGRAPH 1 – TP004 – 0.00m to 4.00m bgl

Client	AECOM	CENTRAL ALLIANCE GROUND ENGINEERING TECHNICAL SERVICES
Project	One Earth Solar Farm	
Title	TP004	

PHOTOGRAPH 2 – TP004 – 0.00m to 4.00m bgl

Client	AECOM	CENTRAL ALLIANCE GROUND ENGINEERING TECHNICAL SERVICES
Project	One Earth Solar Farm	
Title	TP004	

PHOTOGRAPH 3 – TP005 – 0.00m to 4.00m bgl

Client	AECOM	CENTRAL ALLIANCE GROUND ENGINEERING TECHNICAL SERVICES
Project	One Earth Solar Farm	
Title	TP004	

PHOTOGRAPH 4 – TP005 – 0.00m to 4.0m bgl

Client	AECOM	CENTRAL ALLIANCE GROUND ENGINEERING TECHNICAL SERVICES
Project	One Earth Solar Farm	
Title	TP004	

PHOTOGRAPH 5 – TP005 – Spoil

Client	AECOM	CENTRAL ALLIANCE GROUND ENGINEERING TECHNICAL SERVICES
Project	One Earth Solar Farm	
Title	TP004	

Client	AECOM	CENTRAL ALLIANCE GROUND ENGINEERING TECHNICAL SERVICES
Project	One Earth Solar Farm	
Title	TP004	

PHOTOGRAPH 1 – TP005 – 0.00m to 3.50m bgl

Client	AECOM	CENTRAL ALLIANCE GROUND ENGINEERING TECHNICAL SERVICES
Project	One Earth Solar Farm	
Title	TP005	

PHOTOGRAPH 2 – TP005 – 0.00m to 3.50m bgl

Client	AECOM	CENTRAL ALLIANCE GROUND ENGINEERING TECHNICAL SERVICES
Project	One Earth Solar Farm	
Title	TP005	



PHOTOGRAPH 3 – TP005 – 0.00m to 3.5m bgl

Client	AECOM	CENTRAL ALLIANCE GROUND ENGINEERING TECHNICAL SERVICES
Project	One Earth Solar Farm	
Title	TP005	

PHOTOGRAPH 4 – TP005 - Spoil

Client	AECOM	CENTRAL ALLIANCE GROUND ENGINEERING TECHNICAL SERVICES
Project	One Earth Solar Farm	
Title	TP005	

PHOTOGRAPH 1 – TP006 – 0.00m to 2.20m bgl

Client	AECOM	CENTRAL ALLIANCE GROUND ENGINEERING TECHNICAL SERVICES
Project	One Earth Solar Farm	
Title	TP006	

PHOTOGRAPH 2 – TP006 – 0.00m to 2.20m bgl

Client	AECOM	CENTRAL ALLIANCE GROUND ENGINEERING TECHNICAL SERVICES
Project	One Earth Solar Farm	
Title	TP006	

PHOTOGRAPH 3 – TP006 - Spoil

Client	AECOM	CENTRAL ALLIANCE GROUND ENGINEERING TECHNICAL SERVICES
Project	One Earth Solar Farm	
Title	TP006	

Client	AECOM	CENTRAL ALLIANCE GROUND ENGINEERING TECHNICAL SERVICES
Project	One Earth Solar Farm	
Title	TP006	

PHOTOGRAPH 1 – TP007 – 0.00m to 2.50m bgl

Client	AECOM	CENTRAL ALLIANCE GROUND ENGINEERING TECHNICAL SERVICES
Project	One Earth Solar Farm	
Title	TP007	

PHOTOGRAPH 2 – TP007 – 0.00m to 2.50m bgl

Client	AECOM	CENTRAL ALLIANCE GROUND ENGINEERING TECHNICAL SERVICES
Project	One Earth Solar Farm	
Title	TP007	

PHOTOGRAPH 3 – TP007 - Spoil

Client	AECOM	CENTRAL ALLIANCE GROUND ENGINEERING TECHNICAL SERVICES
Project	One Earth Solar Farm	
Title	TP007	

Client	AECOM	CENTRAL ALLIANCE GROUND ENGINEERING TECHNICAL SERVICES
Project	One Earth Solar Farm	
Title	TP007	

PHOTOGRAPH 1 – TP008 – 0.00m to 1.60m bgl

Client	AECOM	CENTRAL ALLIANCE GROUND ENGINEERING TECHNICAL SERVICES
Project	One Earth Solar	
Title	TP008	

PHOTOGRAPH 2 – TP008 – 0.00m to 1.60m bgl

Client	AECOM	CENTRAL ALLIANCE GROUND ENGINEERING TECHNICAL SERVICES
Project	One Earth Solar	
Title	TP008	

PHOTOGRAPH 3 – TP008 - Spoil

Client	AECOM	CENTRAL ALLIANCE GROUND ENGINEERING TECHNICAL SERVICES
Project	One Earth Solar	
Title	TP008	

Client	AECOM	CENTRAL ALLIANCE GROUND ENGINEERING TECHNICAL SERVICES
Project	One Earth Solar	
Title	TP008	

PHOTOGRAPH 1 – TP009 – 0.00m to 2.90m bgl

Client	AECOM	CENTRAL ALLIANCE GROUND ENGINEERING TECHNICAL SERVICES
Project	One Earth Solar Farm	
Title	TP009	

PHOTOGRAPH 2 – TP009 – 0.00m to 2.90m bgl

Client	AECOM	CENTRAL ALLIANCE GROUND ENGINEERING TECHNICAL SERVICES
Project	One Earth Solar Farm	
Title	TP009	

PHOTOGRAPH 3 – TP009 - Spoil

Client	AECOM	CENTRAL ALLIANCE GROUND ENGINEERING TECHNICAL SERVICES
Project	One Earth Solar Farm	
Title	TP009	

Client	AECOM	CENTRAL ALLIANCE GROUND ENGINEERING TECHNICAL SERVICES
Project	One Earth Solar Farm	
Title	TP009	

PHOTOGRAPH 1 – TP010 – 0.00m to 2.50m bgl

Client	AECOM	CENTRAL ALLIANCE GROUND ENGINEERING TECHNICAL SERVICES
Project	One Earth Solar Farm	
Title	TP010	

PHOTOGRAPH 2 – TP010 – 0.00m to 2.50m bgl

Client	AECOM	CENTRAL ALLIANCE GROUND ENGINEERING TECHNICAL SERVICES
Project	One Earth Solar Farm	
Title	TP010	

PHOTOGRAPH 3 – TP010 – Spoil

Client	AECOM	CENTRAL ALLIANCE GROUND ENGINEERING TECHNICAL SERVICES
Project	One Earth Solar Farm	
Title	TP010	

Client	AECOM	CENTRAL ALLIANCE GROUND ENGINEERING TECHNICAL SERVICES
Project	One Earth Solar Farm	
Title	TP010	

PHOTOGRAPH 1 – TP011 – 0.00m to 3.70m bgl

Client	AECOM	CENTRAL ALLIANCE GROUND ENGINEERING TECHNICAL SERVICES
Project	One Earth Solar Farm	
Title	TP011	

PHOTOGRAPH 2 – TP011 – 0.00m to 3.70m bgl

Client	AECOM	CENTRAL ALLIANCE GROUND ENGINEERING TECHNICAL SERVICES
Project	One Earth Solar Farm	
Title	TP011	

PHOTOGRAPH 3 – TP011 – 0.00m to 3.70m bgl

Client	AECOM	CENTRAL ALLIANCE GROUND ENGINEERING TECHNICAL SERVICES
Project	One Earth Solar Farm	
Title	TP011	

Client	AECOM	CENTRAL ALLIANCE GROUND ENGINEERING TECHNICAL SERVICES
Project	One Earth Solar Farm	
Title	TP011	

PHOTOGRAPH 4 – TP011 - Spoil

Client	AECOM	CENTRAL ALLIANCE GROUND ENGINEERING TECHNICAL SERVICES
Project	One Earth Solar Farm	
Title	TP011	

PHOTOGRAPH 1 – TP012 – 0.00m to 3.40m bgl

Client	AECOM	CENTRAL ALLIANCE GROUND ENGINEERING TECHNICAL SERVICES
Project	One Earth Solar Farm	
Title	TP012	

PHOTOGRAPH 2 – TP012 – 0.00m to 3.40m bgl

Client	AECOM	CENTRAL ALLIANCE GROUND ENGINEERING TECHNICAL SERVICES
Project	One Earth Solar Farm	
Title	TP012	

PHOTOGRAPH 3 – TP012 – 0.00m to 3.40m bgl

Client	AECOM	CENTRAL ALLIANCE GROUND ENGINEERING TECHNICAL SERVICES
Project	One Earth Solar Farm	
Title	TP012	

PHOTOGRAPH 4 – TP012 - Spoil

Client	AECOM	CENTRAL ALLIANCE GROUND ENGINEERING TECHNICAL SERVICES
Project	One Earth Solar Farm	
Title	TP012	

Appendix C
Chemical Laboratory Testing Results

envirolab
Hattersley Science & Technology Park
Stockport Road, Hattersley, SK14 3QU

FINAL ANALYTICAL TEST REPORT

Envirolab Job Number: 24/10027
Issue Number: 1 **Date:** 24 October, 2024

Client: Central Alliance
Alliance House
South Park Way
South Park Way
Wakefield 41 Business Park
Wakefield
WF2 0XJ

Project Manager: John Parkinson/Lab results
Project Name: One Earth Solar Farm
Project Ref: 2372986
Order No: N/A
Date Samples Received: 02/10/24
Date Instructions Received: 17/10/24
Date Analysis Completed: 24/10/24

Approved by:

[redacted]
Richard Wong
Client Manager

envirolab

Envirolab Job Number: 24/10027

Client Project Name: One Earth Solar Farm

Client Project Ref: 2372986

Lab Sample ID	24/10027/1	24/10027/2	24/10027/5	24/10027/12	24/10027/13	24/10027/14		Units	Limit of Detection	Method ref
Client Sample No	101	102	105	101	102	103				
Client Sample ID	BH012	BH012	BH012	BH013	BH013	BH013				
Depth to Top	0.30	0.50	2.90	0.30	0.50	1.00				
Depth To Bottom										
Date Sampled	24-Sep-24	24-Sep-24	24-Sep-24	24-Sep-24	24-Sep-24	24-Sep-24				
Sample Type	SOIL - ES	SOIL - ES	SOIL - ES	SOIL - ES	SOIL - ES	SOIL - ES				
Sample Matrix Code	4AE	4A	4A	4AE	4AE	4AE				
% Stones >10mm$_{A}$	5.3	<0.1	6.7	<0.1	<0.1	<0.1		% w/w	0.1	A-T-044
pH$_{D}^{M\#}$	7.16	7.46	8.50	7.45	7.39	8.04		pH	0.01	A-T-031s
Sulphate (water sol 2:1)$_{D}^{M\#}$	<0.01	<0.01	<0.01	<0.01	<0.01	<0.01		g/l	0.01	A-T-026s
Cyanide (total)$_{A}^{M\#}$	<1	-	-	<1	-	-		mg/kg	1	A-T-042sTCN
Phenol$_{A}$	<0.2	-	-	<0.2	-	-		mg/kg	0.2	A-T-050s
Organic Matter$_{D}^{M\#}$	1.2	0.7	3.2	0.7	0.7	2.0		% w/w	0.1	A-T-032s
Arsenic$_{D}^{M\#}$	3	2	<1	6	10	2		mg/kg	1	A-T-024s
Boron (water soluble)$_{D}^{M\#}$	<1.0	<1.0	<1.0	<1.0	<1.0	<1.0		mg/kg	1	A-T-027s
Cadmium$_{D}^{M\#}$	<0.5	<0.5	<0.5	<0.5	<0.5	<0.5		mg/kg	0.5	A-T-024s
Copper$_{D}^{M\#}$	11	43	27	23	26	43		mg/kg	1	A-T-024s
Chromium$_{D}^{M\#}$	13	38	29	26	26	32		mg/kg	1	A-T-024s
Lead$_{D}^{M\#}$	16	7	<1	8	10	4		mg/kg	1	A-T-024s
Mercury$_{D}$	<0.17	<0.17	<0.17	<0.17	<0.17	<0.17		mg/kg	0.17	A-T-024s
Nickel$_{D}^{M\#}$	9	33	22	26	25	26		mg/kg	1	A-T-024s
Zinc$_{D}^{M\#}$	42	61	48	60	58	57		mg/kg	5	A-T-024s

Envirolab Job Number: 24/10027

Client Project Name: One Earth Solar Farm

Client Project Ref: 2372986

Lab Sample ID	24/10027/1	24/10027/2	24/10027/5	24/10027/12	24/10027/13	24/10027/14		Units	Limit of Detection	Method ref
Client Sample No	101	102	105	101	102	103				
Client Sample ID	BH012	BH012	BH012	BH013	BH013	BH013				
Depth to Top	0.30	0.50	2.90	0.30	0.50	1.00				
Depth To Bottom										
Date Sampled	24-Sep-24	24-Sep-24	24-Sep-24	24-Sep-24	24-Sep-24	24-Sep-24				
Sample Type	SOIL - ES	SOIL - ES	SOIL - ES	SOIL - ES	SOIL - ES	SOIL - ES				
Sample Matrix Code	4AE	4A	4A	4AE	4AE	4AE				
Asbestos in Soil (inc. matrix) ^										
Asbestos in soil$_{D}^{\#}$	-	-	-	NAD	-	-				A-T-045
Asbestos Matrix (visual)$_{D}$	-	-	-	-	-	-				A-T-045
Asbestos Matrix (microscope)$_{D}$	-	-	-	-	-	-				A-T-045
Asbestos ACM - Suitable for Water Absorption Test?$_{D}$	-	-	-	N/A	-	-				A-T-045

Envirolab Job Number: 24/10027

Client Project Name: One Earth Solar Farm

Client Project Ref: 2372986

Lab Sample ID	24/10027/1	24/10027/2	24/10027/5	24/10027/12	24/10027/13	24/10027/14		Units	Limit of Detection	Method ref
Client Sample No	101	102	105	101	102	103				
Client Sample ID	BH012	BH012	BH012	BH013	BH013	BH013				
Depth to Top	0.30	0.50	2.90	0.30	0.50	1.00				
Depth To Bottom										
Date Sampled	24-Sep-24	24-Sep-24	24-Sep-24	24-Sep-24	24-Sep-24	24-Sep-24				
Sample Type	SOIL - ES	SOIL - ES	SOIL - ES	SOIL - ES	SOIL - ES	SOIL - ES				
Sample Matrix Code	4AE	4A	4A	4AE	4AE	4AE				
PAH-16MS										
Acenaphthene$_{A}^{M\#}$	<0.01	-	-	<0.01	-	-		mg/kg	0.01	A-T-019s
Acenaphthylene$_{A}^{M\#}$	<0.01	-	-	<0.01	-	-		mg/kg	0.01	A-T-019s
Anthracene$_{A}^{M\#}$	<0.02	-	-	<0.02	-	-		mg/kg	0.02	A-T-019s
Benzo(a)anthracene$_{A}^{M\#}$	<0.04	-	-	<0.04	-	-		mg/kg	0.04	A-T-019s
Benzo(a)pyrene$_{A}^{M\#}$	<0.04	-	-	<0.04	-	-		mg/kg	0.04	A-T-019s
Benzo(b)fluoranthene$_{A}^{M\#}$	<0.05	-	-	<0.05	-	-		mg/kg	0.05	A-T-019s
Benzo(ghi)perylene$_{A}^{M\#}$	<0.05	-	-	<0.05	-	-		mg/kg	0.05	A-T-019s
Benzo(k)fluoranthene$_{A}^{M\#}$	<0.07	-	-	<0.07	-	-		mg/kg	0.07	A-T-019s
Chrysene$_{A}^{M\#}$	<0.06	-	-	<0.06	-	-		mg/kg	0.06	A-T-019s
Dibenzo(ah)anthracene$_{A}^{M\#}$	<0.04	-	-	<0.04	-	-		mg/kg	0.04	A-T-019s
Fluoranthene$_{A}^{M\#}$	<0.08	-	-	<0.08	-	-		mg/kg	0.08	A-T-019s
Fluorene$_{A}^{M\#}$	<0.01	-	-	<0.01	-	-		mg/kg	0.01	A-T-019s
Indeno(123-cd)pyrene$_{A}^{M\#}$	<0.03	-	-	<0.03	-	-		mg/kg	0.03	A-T-019s
Naphthalene $_{A}^{M\#}$	<0.03	-	-	<0.03	-	-		mg/kg	0.03	A-T-019s
Phenanthrene$_{A}^{M\#}$	<0.03	-	-	<0.03	-	-		mg/kg	0.03	A-T-019s
Pyrene$_{A}^{M\#}$	<0.07	-	-	<0.07	-	-		mg/kg	0.07	A-T-019s
Total PAH-16MS$_{A}^{M\#}$	<0.08	-	-	<0.08	-	-		mg/kg	0.01	A-T-019s

envirolab

Envirolab Job Number: 24/10027

Client Project Name: One Earth Solar Farm

Client Project Ref: 2372986

Lab Sample ID	24/10027/1	24/10027/2	24/10027/5	24/10027/12	24/10027/13	24/10027/14		Units	Limit of Detection	Method ref
Client Sample No	101	102	105	101	102	103				
Client Sample ID	BH012	BH012	BH012	BH013	BH013	BH013				
Depth to Top	0.30	0.50	2.90	0.30	0.50	1.00				
Depth To Bottom										
Date Sampled	24-Sep-24	24-Sep-24	24-Sep-24	24-Sep-24	24-Sep-24	24-Sep-24				
Sample Type	SOIL - ES	SOIL - ES	SOIL - ES	SOIL - ES	SOIL - ES	SOIL - ES				
Sample Matrix Code	4AE	4A	4A	4AE	4AE	4AE				
SVOC excluding PAH-16										
4-Bromophenyl phenyl ether$_A$	<100	-	-	<100	-	-		µg/kg	100	A-T-052s
Hexachlorobenzene$_A$	<100	-	-	<100	-	-		µg/kg	100	A-T-052s
Diethyl phthalate$_A$	<100	-	-	<100	-	-		µg/kg	100	A-T-052s
Dimethyl phthalate$_A$	<100	-	-	<100	-	-		µg/kg	100	A-T-052s
Dibenzofuran$_A$	<100	-	-	<100	-	-		µg/kg	100	A-T-052s
Carbazole$_A$	<100	-	-	<100	-	-		µg/kg	100	A-T-052s
Butylbenzyl phthalate$_A$	<100	-	-	<100	-	-		µg/kg	100	A-T-052s
Bis(2-ethylhexyl)phthalate$_A$	<500	-	-	<500	-	-		µg/kg	500	A-T-052s
Bis(2-chloroethoxy)methane$_A$	<100	-	-	<100	-	-		µg/kg	100	A-T-052s
Bis(2-chloroethyl)ether$_A$	<100	-	-	<100	-	-		µg/kg	100	A-T-052s
4-Nitrophenol$_A$	<100	-	-	<100	-	-		µg/kg	100	A-T-052s
3+4-Methylphenol$_A$	<100	-	-	<100	-	-		µg/kg	100	A-T-052s
4-Chloro-3-methylphenol$_A$	<100	-	-	<100	-	-		µg/kg	100	A-T-052s
2-Nitrophenol$_A$	<100	-	-	<100	-	-		µg/kg	100	A-T-052s
2-Methylphenol$_A$	<100	-	-	<100	-	-		µg/kg	100	A-T-052s
1,2,4-Trichlorobenzene$_A$	<100	-	-	<100	-	-		µg/kg	100	A-T-052s
2-Chlorophenol$_A$	<100	-	-	<100	-	-		µg/kg	100	A-T-052s
2,6-Dinitrotoluene$_A$	<100	-	-	<100	-	-		µg/kg	100	A-T-052s
2,4-Dinitrotoluene$_A$	<100	-	-	<100	-	-		µg/kg	100	A-T-052s
2,4-Dimethylphenol$_A$	<100	-	-	<100	-	-		µg/kg	100	A-T-052s
2,4-Dichlorophenol$_A$	<100	-	-	<100	-	-		µg/kg	100	A-T-052s
2,4,6-Trichlorophenol$_A$	<100	-	-	<100	-	-		µg/kg	100	A-T-052s
2,4,5-Trichlorophenol$_A$	<100	-	-	<100	-	-		µg/kg	100	A-T-052s
1,4-Dichlorobenzene$_A$	<100	-	-	<100	-	-		µg/kg	100	A-T-052s
1,3-Dichlorobenzene$_A$	<100	-	-	<100	-	-		µg/kg	100	A-T-052s
1,2-Dichlorobenzene$_A$	<100	-	-	<100	-	-		µg/kg	100	A-T-052s
2-Chloronaphthalene$_A$	<100	-	-	<100	-	-		µg/kg	100	A-T-052s
2-Methylnaphthalene$_A$	<100	-	-	<100	-	-		µg/kg	100	A-T-052s
Bis(2-chloroisopropyl)ether$_A$	<100	-	-	<100	-	-		µg/kg	100	A-T-052s
Phenol$_A$	<100	-	-	<100	-	-		µg/kg	100	A-T-052s
Pentachlorophenol$_A$	<100	-	-	<100	-	-		µg/kg	100	A-T-052s
n-Nitroso-n-dipropylamine$_A$	<100	-	-	<100	-	-		µg/kg	100	A-T-052s

Envirolab Job Number: 24/10027

Client Project Name: One Earth Solar Farm

Client Project Ref: 2372986

Lab Sample ID	24/10027/1	24/10027/2	24/10027/5	24/10027/12	24/10027/13	24/10027/14		Units	Limit of Detection	Method ref
Client Sample No	101	102	105	101	102	103				
Client Sample ID	BH012	BH012	BH012	BH013	BH013	BH013				
Depth to Top	0.30	0.50	2.90	0.30	0.50	1.00				
Depth To Bottom										
Date Sampled	24-Sep-24	24-Sep-24	24-Sep-24	24-Sep-24	24-Sep-24	24-Sep-24				
Sample Type	SOIL - ES	SOIL - ES	SOIL - ES	SOIL - ES	SOIL - ES	SOIL - ES				
Sample Matrix Code	4AE	4A	4A	4AE	4AE	4AE				
n-Dioctylphthalate$_A$	<500	-	-	<500	-	-		µg/kg	500	A-T-052s
n-Dibutylphthalate$_A$	<100	-	-	<100	-	-		µg/kg	100	A-T-052s
Nitrobenzene$_A$	<100	-	-	<100	-	-		µg/kg	100	A-T-052s
Isophorone$_A$	<100	-	-	<100	-	-		µg/kg	100	A-T-052s
Hexachloroethane$_A$	<100	-	-	<100	-	-		µg/kg	100	A-T-052s
Hexachlorobutadiene$_A$	<100	-	-	<100	-	-		µg/kg	100	A-T-052s
Perylene$_A$	<100	-	-	<100	-	-		µg/kg	100	A-T-052s

Envirolab Job Number: 24/10027

Client Project Name: One Earth Solar Farm

Client Project Ref: 2372986

Lab Sample ID	24/10027/1	24/10027/2	24/10027/5	24/10027/12	24/10027/13	24/10027/14		Units	Limit of Detection	Method ref
Client Sample No	101	102	105	101	102	103				
Client Sample ID	BH012	BH012	BH012	BH013	BH013	BH013				
Depth to Top	0.30	0.50	2.90	0.30	0.50	1.00				
Depth To Bottom										
Date Sampled	24-Sep-24	24-Sep-24	24-Sep-24	24-Sep-24	24-Sep-24	24-Sep-24				
Sample Type	SOIL - ES	SOIL - ES	SOIL - ES	SOIL - ES	SOIL - ES	SOIL - ES				
Sample Matrix Code	4AE	4A	4A	4AE	4AE	4AE				
VOC										
Dichlorodifluoromethane$_{A}$	<1	-	-	<1	-	-		µg/kg	1	A-T-006s
Chloromethane$_{A}$	<10	-	-	<10	-	-		µg/kg	10	A-T-006s
Vinyl Chloride (Chloroethene)$_{A}^{\#}$	<1	-	-	<1	-	-		µg/kg	1	A-T-006s
Bromomethane$_{A}^{\#}$	<1	-	-	<1	-	-		µg/kg	1	A-T-006s
Chloroethane$_{A}^{\#}$	<1	-	-	<1	-	-		µg/kg	1	A-T-006s
Trichlorofluoromethane$_{A}^{\#}$	<1	-	-	<1	-	-		µg/kg	1	A-T-006s
1,1-Dichloroethene$_{A}^{\#}$	<1	-	-	<1	-	-		µg/kg	1	A-T-006s
Carbon Disulphide$_{A}^{\#}$	<1	-	-	<1	-	-		µg/kg	1	A-T-006s
Dichloromethane$_{A}$	<5	-	-	<5	-	-		µg/kg	5	A-T-006s
trans 1,2-Dichloroethene$_{A}^{\#}$	<1	-	-	<1	-	-		µg/kg	1	A-T-006s
1,1-Dichloroethane$_{A}^{\#}$	<1	-	-	<1	-	-		µg/kg	1	A-T-006s
cis 1,2-Dichloroethene$_{A}^{\#}$	<1	-	-	<1	-	-		µg/kg	1	A-T-006s
2,2-Dichloropropane$_{A}^{\#}$	<1^{U}	-	-	<1^{U}	-	-		µg/kg	1	A-T-006s
Bromochloromethane$_{A}^{\#}$	<5	-	-	<5	-	-		µg/kg	5	A-T-006s
Chloroform$_{A}^{\#}$	<1	-	-	<1	-	-		µg/kg	1	A-T-006s
1,1,1-Trichloroethane$_{A}^{\#}$	<1	-	-	<1	-	-		µg/kg	1	A-T-006s
1,1-Dichloropropene$_{A}^{\#}$	<1	-	-	<1	-	-		µg/kg	1	A-T-006s
Carbon Tetrachloride$_{A}^{\#}$	<1	-	-	<1	-	-		µg/kg	1	A-T-006s
1,2-Dichloroethane$_{A}^{\#}$	<2	-	-	<2	-	-		µg/kg	2	A-T-006s
Benzene$_{A}^{\#}$	<1	-	-	<1	-	-		µg/kg	1	A-T-006s
Trichloroethene$_{A}^{\#}$	<1	-	-	<1	-	-		µg/kg	1	A-T-006s
1,2-Dichloropropane$_{A}^{\#}$	<1	-	-	<1	-	-		µg/kg	1	A-T-006s
Dibromomethane$_{A}^{\#}$	<1	-	-	<1	-	-		µg/kg	1	A-T-006s
Bromodichloromethane$_{A}^{\#}$	<10	-	-	<10	-	-		µg/kg	10	A-T-006s
cis 1,3-Dichloropropene$_{A}^{\#}$	<1	-	-	<1	-	-		µg/kg	1	A-T-006s
Toluene$_{A}^{\#}$	<1	-	-	<1	-	-		µg/kg	1	A-T-006s
trans 1,3-Dichloropropene$_{A}^{\#}$	<1	-	-	<1	-	-		µg/kg	1	A-T-006s
1,1,2-Trichloroethane$_{A}^{\#}$	<1	-	-	<1	-	-		µg/kg	1	A-T-006s
1,3-Dichloropropane$_{A}^{\#}$	<1	-	-	<1	-	-		µg/kg	1	A-T-006s
Tetrachloroethene$_{A}^{\#}$	<1	-	-	<1	-	-		µg/kg	1	A-T-006s
Dibromochloromethane$_{A}^{\#}$	<3	-	-	<3	-	-		µg/kg	3	A-T-006s
1,2-Dibromoethane$_{A}^{\#}$	<1	-	-	<1	-	-		µg/kg	1	A-T-006s

Envirolab Job Number: 24/10027

Client Project Name: One Earth Solar Farm

Client Project Ref: 2372986

Lab Sample ID	24/10027/1	24/10027/2	24/10027/5	24/10027/12	24/10027/13	24/10027/14		Units	Limit of Detection	Method ref
Client Sample No	101	102	105	101	102	103				
Client Sample ID	BH012	BH012	BH012	BH013	BH013	BH013				
Depth to Top	0.30	0.50	2.90	0.30	0.50	1.00				
Depth To Bottom										
Date Sampled	24-Sep-24	24-Sep-24	24-Sep-24	24-Sep-24	24-Sep-24	24-Sep-24				
Sample Type	SOIL - ES	SOIL - ES	SOIL - ES	SOIL - ES	SOIL - ES	SOIL - ES				
Sample Matrix Code	4AE	4A	4A	4AE	4AE	4AE				
Chlorobenzene$_{A}^{\#}$	<1	-	-	<1	-	-		µg/kg	1	A-T-006s
1,1,1,2-Tetrachloroethane$_{A}$	<1	-	-	<1	-	-		µg/kg	1	A-T-006s
Ethylbenzene$_{A}^{\#}$	<1	-	-	<1	-	-		µg/kg	1	A-T-006s
m & p Xylene$_{A}^{\#}$	<1	-	-	<1	-	-		µg/kg	1	A-T-006s
o-Xylene$_{A}^{\#}$	<1	-	-	<1	-	-		µg/kg	1	A-T-006s
Styrene$_{A}^{\#}$	<1	-	-	<1	-	-		µg/kg	1	A-T-006s
Bromoform$_{A}^{\#}$	<3^{U}	-	-	<3^{U}	-	-		µg/kg	3	A-T-006s
Isopropylbenzene$_{A}^{\#}$	<1	-	-	<1	-	-		µg/kg	1	A-T-006s
1,1,2,2-Tetrachloroethane$_{A}$	<1	-	-	<1	-	-		µg/kg	1	A-T-006s
1,2,3-Trichloropropane$_{A}^{\#}$	<1	-	-	<1	-	-		µg/kg	1	A-T-006s
Bromobenzene$_{A}^{\#}$	<1	-	-	<1	-	-		µg/kg	1	A-T-006s
n-Propylbenzene$_{A}^{\#}$	<1	-	-	<1	-	-		µg/kg	1	A-T-006s
2-Chlorotoluene$_{A}^{\#}$	<1	-	-	<1	-	-		µg/kg	1	A-T-006s
1,3,5-Trimethylbenzene$_{A}^{\#}$	<1	-	-	<1	-	-		µg/kg	1	A-T-006s
4-Chlorotoluene$_{A}^{\#}$	<1	-	-	<1	-	-		µg/kg	1	A-T-006s
tert-Butylbenzene$_{A}^{\#}$	<2	-	-	<2	-	-		µg/kg	2	A-T-006s
1,2,4-Trimethylbenzene$_{A}^{\#}$	<1	-	-	<1	-	-		µg/kg	1	A-T-006s
sec-Butylbenzene$_{A}^{\#}$	<1	-	-	<1	-	-		µg/kg	1	A-T-006s
4-Isopropyltoluene$_{A}^{\#}$	<1	-	-	<1	-	-		µg/kg	1	A-T-006s
1,3-Dichlorobenzene$_{A}$	<1	-	-	<1	-	-		µg/kg	1	A-T-006s
1,4-Dichlorobenzene$_{A}^{\#}$	<1^{U}	-	-	<1^{U}	-	-		µg/kg	1	A-T-006s
n-Butylbenzene$_{A}^{\#}$	<1	-	-	<1	-	-		µg/kg	1	A-T-006s
1,2-Dichlorobenzene$_{A}^{\#}$	<1	-	-	<1	-	-		µg/kg	1	A-T-006s
1,2-Dibromo-3-chloropropane (DCBP)$_{A}$	<2	-	-	<2	-	-		µg/kg	2	A-T-006s
1,2,4-Trichlorobenzene$_{A}$	<3	-	-	<3	-	-		µg/kg	3	A-T-006s
Hexachlorobutadiene$_{A}^{\#}$	<1	-	-	<1	-	-		µg/kg	1	A-T-006s
1,2,3-Trichlorobenzene$_{A}$	<3	-	-	<3	-	-		µg/kg	3	A-T-006s

Envirolab Job Number: 24/10027

Client Project Name: One Earth Solar Farm

Client Project Ref: 2372986

Lab Sample ID	24/10027/1	24/10027/2	24/10027/5	24/10027/12	24/10027/13	24/10027/14		Units	Limit of Detection	Method ref
Client Sample No	101	102	105	101	102	103				
Client Sample ID	BH012	BH012	BH012	BH013	BH013	BH013				
Depth to Top	0.30	0.50	2.90	0.30	0.50	1.00				
Depth To Bottom										
Date Sampled	24-Sep-24	24-Sep-24	24-Sep-24	24-Sep-24	24-Sep-24	24-Sep-24				
Sample Type	SOIL - ES	SOIL - ES	SOIL - ES	SOIL - ES	SOIL - ES	SOIL - ES				
Sample Matrix Code	4AE	4A	4A	4AE	4AE	4AE				
TPH CWG with Clean Up										
Ali >C5-C6$_{A}$	<0.01	-	-	<0.01	-	-		mg/kg	0.01	A-T-022s
Ali >C6-C8$_{A}$	<0.01	-	-	<0.01	-	-		mg/kg	0.01	A-T-022s
Ali >C8-C10$_{A}$	<1	-	-	<1	-	-		mg/kg	1	A-T-055s
Ali >C10-C12$_{A}^{M\#}$	<1	-	-	<1	-	-		mg/kg	1	A-T-055s
Ali >C12-C16$_{A}^{M\#}$	<1	-	-	<1	-	-		mg/kg	1	A-T-055s
Ali >C16-C21$_{A}^{M\#}$	<1	-	-	<1	-	-		mg/kg	1	A-T-055s
Ali >C21-C35$_{A}^{M\#}$	<1	-	-	2	-	-		mg/kg	1	A-T-055s
Total Aliphatics$_{A}$	<1	-	-	2	-	-		mg/kg	1	Calc-As Recd
Aro >C5-C7$_{A}^{\#}$	<0.01	-	-	<0.01	-	-		mg/kg	0.01	A-T-022s
Aro >C7-C8$_{A}^{\#}$	<0.01	-	-	<0.01	-	-		mg/kg	0.01	A-T-022s
Aro >C8-C10$_{A}$	<1	-	-	<1	-	-		mg/kg	1	A-T-055s
Aro >C10-C12$_{A}$	<1	-	-	<1	-	-		mg/kg	1	A-T-055s
Aro >C12-C16$_{A}$	<1	-	-	<1	-	-		mg/kg	1	A-T-055s
Aro >C16-C21$_{A}^{M\#}$	<1	-	-	<1	-	-		mg/kg	1	A-T-055s
Aro >C21-C35$_{A}^{M\#}$	<1	-	-	<1	-	-		mg/kg	1	A-T-055s
Total Aromatics$_{A}$	<1	-	-	<1	-	-		mg/kg	1	Calc-As Recd
TPH (Ali & Aro >C5-C35)$_{A}$	<1	-	-	2	-	-		mg/kg	1	Calc-As Recd
BTEX - Benzene$_{A}^{\#}$	<0.01	-	-	<0.01	-	-		mg/kg	0.01	A-T-022s
BTEX - Toluene$_{A}^{\#}$	<0.01	-	-	<0.01	-	-		mg/kg	0.01	A-T-022s
BTEX - Ethyl Benzene$_{A}^{\#}$	<0.01	-	-	<0.01	-	-		mg/kg	0.01	A-T-022s
BTEX - m & p Xylene$_{A}^{\#}$	<0.01	-	-	<0.01	-	-		mg/kg	0.01	A-T-022s
BTEX - o Xylene$_{A}^{\#}$	<0.01	-	-	<0.01	-	-		mg/kg	0.01	A-T-022s
MTBE$_{A}^{\#}$	<0.01	-	-	<0.01	-	-		mg/kg	0.01	A-T-022s

Report Notes

General

•This report shall not be reproduced, except in full, without written approval from Envirolab.
•The client Sample No, Client Sample ID, Depth to top, Depth to Bottom and Date Sampled are all provided by the client and can affect the validity of results.
•The results reported herein relate only to the material supplied to the laboratory.
•The residue of any samples contained within this report, and any received within the same delivery, will be disposed of **four weeks** after the initial scheduling. For samples tested for Asbestos we will retain a portion of the dried sample for a minimum of **six months** after the initial Asbestos testing is completed.
•Analytical results reflect the quality of the sample at the time of analysis only.
•Opinions and Interpretations expressed are outside our scope of accreditation.
•A deviating sample report is appended and will indicate if samples or tests have been found to be deviating. Any test results affected may not be an accurate record of the concentration at the time of sampling and, as a result, may be invalid.
•If a sample is outside of the calibration range or affected by interferences then it may need diluting. This will result in the limit of detection (LOD) being raised.
•Subcontracted Analysis: Please see the appended report for any deviations, current LODs and accreditation status of the test.

Key

Superscript "#"	Accredited to ISO 17025
Superscript "M"	Accredited to MCertS
Superscript "U"	Individual result not accredited
None of the above symbols	Analysis unaccredited
Subscript "A"	Analysis performed on as-received Sample
Subscript "D"	Analysis performed on the dried sample, crushed to pass 2mm sieve.
Subscript "D" on Asbestos	Analysis performed on a dried aliquot of sample provided.
Subscript "^"	Analysis has dependant options against results. Details appear in the comments of your Sample receipt
IS	Insufficient Sample for analysis
US	Unsuitable Sample for analysis
NDP	No Determination Possible
NAD	No Asbestos Detected
Trace	Asbestos found not suitable for Gravimetric Quantification – not enough to accurately weigh.
N/A	Not applicable

Asbestos

Identification: Asbestos in soil analysis is performed on a dried aliquot of the submitted sample and cannot guarantee to identify asbestos if only present in small numbers as discrete fibres/fragments in the original sample.
Stones etc. are not removed from the sample prior to analysis
"Trace Asbestos Identified" will be reported if there is not enough present to verify the type.
Quantification: Generally a 2 stage process including visual identification, hand picking and weighing, and fibre counting. Where ACMs are found a percentage asbestos is assigned to each with reference to 'HSG264, Asbestos: The survey guide' and the calculated asbestos content is expressed as a percentage of the dried soil sample aliquot used. If asbestos is identified as being present but is not in a form that is suitable for analysis by hand picking and weighing (normally if the asbestos is present as free fibres). "TRACE" will be reported as a quantification result.
PLEASE INFORM THE LABORATORY IF YOU WOULD LIKE THE STAGE 3 SEDIMENTATION PROCESS CARRIED OUT. Note this will be subcontracted.

Assigned Matrix Codes

1	SAND	6	CLAY/LOAM	A	Contains Stones
2	LOAM	7	OTHER	B	Contains Construction Rubble
3	CLAY	8	Asbestos Bulk (Only Asbestos ID accredited)	C	Contains visible hydrocarbons
4	LOAM/SAND	9	Incinerator Ash (some Metals accredited)	D	Contains glass / metal
5	SAND/CLAY			E	Contains roots / twigs
Note: 7,8,9 matrices are not covered by our ISO 17025 or MCertS accreditation, unless stated above.					

Soil Chemical Analysis:
All results are reported as dry weight (<40°C).
For samples with Matrix Codes 1 - 6 natural stones, brick and concrete fragments >10mm and any extraneous material (visible glass, metal or twigs) are removed and excluded from the sample prior to analysis and reported results corrected to a whole sample basis. This is reported as '% stones >10mm'.
For samples with Matrix Code 7 the whole sample is dried and crushed prior to analysis and this supersedes any "A" subscripts
All analysis is performed on the sample as received for soil samples which are positive for asbestos or the client has informed asbestos may be present and/or if they are from outside the European Union and this supersedes any "D" subscripts.

TPH by method A-T-007:
For waters, free and visible oils are excluded from the sample used for analysis, so the reported result represents the dissolved phase only.
Results "with Clean up" indicates samples cleaned up with Silica during extraction.

EPH CWG (method A-T-055) from TPH CWG:
EPH CWG results have humics mathematically subtracted through instrument calculation.
Where these humic substances have been identified in any IDs from "TPH CWG with clean up" please note that the concentration is **NOT** included in the quantified results but present in the ID for information.

Electrical Conductivity of water by method A-T-037:
Results greater than 12900µS/cm @ 25^{0}C / 11550µS/cm @ 20^{0}C fall outside the calibration range and as such are unaccredited.

Please contact your client manager if you require any further information.

Envirolab Deviating Samples Report

Hattersley Science & Technology Park, Stockport Road, Hattersley, SK14 3QU
Tel. 0161 368 4921 email. ask@envlab.co.uk

Client: Central Alliance, Alliance House, South Park Way, South Park Way, Wakefield 41 Business Park, Wakefield, WF2 0XJ

Project: One Earth Solar Farm

Clients Project No: 2372986

Project No: 24/10027

Date Received: 17/10/2024 (am)

Cool Box Temperatures (°C): 12.6 & 13.0

Lab Sample ID	24/10027/1	24/10027/12
Client Sample No	101	101
Client Sample ID/Depth	BH012 0.30m	BH013 0.30m
Date Sampled	24/09/24	24/09/24
Deviation Code		
F	✓	✓

Key

F *Maximum holding time exceeded between sampling date and analysis for analytes listed below*

HOLDING TIME EXCEEDANCES

Lab Sample ID	24/10027/1	24/10027/12
Client Sample No	101	101
Client Sample ID/Depth	BH012 0.30m	BH013 0.30m
Date Sampled	24/09/24	24/09/24
VPHCWG	✓	✓
PAH-16MS	✓	✓
VOC	✓	✓
SVOC excluding PAH-16	✓	✓
Cyanide (total)	✓	✓

If, at any point before reaching the laboratory, the temperature of the samples has breached those set in published standards, e.g. BS-EN 5667-3, ISO 18400-102:2017, then the concentration of any affected analytes may differ from that at the time of sampling.

Envirolab Analysis Dates

Lab Sample ID	24/10027/1	24/10027/2	24/10027/5	24/10027/12	24/10027/13	24/10027/14
Client Sample No	101	102	105	101	102	103
Client Sample ID/Depth	BH012 0.30m	BH012 0.50m	BH012 2.90m	BH013 0.30m	BH013 0.50m	BH013 1.00m
Date Sampled	24/09/24	24/09/24	24/09/24	24/09/24	24/09/24	24/09/24
A-T-006s	18/10/2024			18/10/2024		
A-T-019s	24/10/2024			24/10/2024		
A-T-022s	18/10/2024			18/10/2024		
A-T-024s	23/10/2024	23/10/2024	23/10/2024	23/10/2024	23/10/2024	23/10/2024
A-T-026s	22/10/2024	22/10/2024	22/10/2024	22/10/2024	22/10/2024	22/10/2024
A-T-027s	22/10/2024	22/10/2024	22/10/2024	22/10/2024	22/10/2024	22/10/2024
A-T-031s	22/10/2024	22/10/2024	22/10/2024	22/10/2024	22/10/2024	22/10/2024
A-T-032s	22/10/2024	22/10/2024	22/10/2024	22/10/2024	22/10/2024	22/10/2024
A-T-042sTCN	18/10/2024			18/10/2024		
A-T-044	24/10/2024	24/10/2024	24/10/2024	24/10/2024	24/10/2024	24/10/2024
A-T-045				18/10/2024		
A-T-050s	21/10/2024			22/10/2024		
A-T-052s	21/10/2024			21/10/2024		
A-T-055s	21/10/2024			21/10/2024		
Calc-As Recd	21/10/2024			21/10/2024		

The above dates are the analysis completion dates, please note that these are not necessarily the date that the analysis was weighed/extracted.

End of Report

envirolab
Hattersley Science & Technology Park
Stockport Road, Hattersley, SK14 3QU

FINAL ANALYTICAL TEST REPORT

Envirolab Job Number: 24/10044
Issue Number: 1 **Date:** 24 October, 2024

Client: Central Alliance
Alliance House
South Park Way
South Park Way
Wakefield 41 Business Park
Wakefield
WF2 0XJ

Project Manager: John Parkinson/Lab results
Project Name: One Earth Solar Farm
Project Ref: 2372986
Order No: N/A
Date Samples Received: 30/09/24
Date Instructions Received: 17/10/24
Date Analysis Completed: 24/10/24

Approved by:

[redacted]

Richard Wong
Client Manager

mCERTS THE ENVIRONMENT AGENCY'S MONITORING CERTIFICATION SCHEME
UKAS TESTING 1247

Envirolab Job Number: 24/10044

Client Project Name: One Earth Solar Farm

Client Project Ref: 2372986

Lab Sample ID	24/10044/1	24/10044/2	24/10044/3	24/10044/4				Units	Limit of Detection	Method ref
Client Sample No	3	6	3	6						
Client Sample ID	TP008	TP008	TP009	TP009						
Depth to Top	0.40	1.00	0.40	1.00						
Depth To Bottom										
Date Sampled	27-Sep-24	27-Sep-24	27-Sep-24	27-Sep-24						
Sample Type	SOIL - ES	SOIL - ES	SOIL - ES	SOIL - ES						
Sample Matrix Code	6AE	6AE	3AE	6AE						
% Stones >10mm$_{A}$	<0.1	<0.1	<0.1	<0.1				% w/w	0.1	A-T-044
pH$_{D}^{M\#}$	7.09	6.67	7.31	7.43				pH	0.01	A-T-031s
Sulphate (water sol 2:1)$_{D}^{M\#}$	0.07	0.31	0.03	0.10				g/l	0.01	A-T-026s
Cyanide (total)$_{A}^{M\#}$	<1	<1	<1	-				mg/kg	1	A-T-042sTCN
Phenol$_{A}$	<0.2	<0.2	<0.2	-				mg/kg	0.2	A-T-050s
Organic Matter$_{D}^{M\#}$	2.3	2.5	2.0	1.9				% w/w	0.1	A-T-032s
Arsenic$_{D}^{M\#}$	7	5	6	10				mg/kg	1	A-T-024s
Boron (water soluble)$_{D}^{M\#}$	1.2	1.5	<1.0	1.1				mg/kg	1	A-T-027s
Cadmium$_{D}^{M\#}$	2.1	2.6	1.7	2.9				mg/kg	0.5	A-T-024s
Copper$_{D}^{M\#}$	32	29	29	26				mg/kg	1	A-T-024s
Chromium$_{D}^{M\#}$	40	40	34	37				mg/kg	1	A-T-024s
Lead$_{D}^{M\#}$	228	268	205	273				mg/kg	1	A-T-024s
Mercury$_{D}$	<0.17	<0.17	<0.17	<0.17				mg/kg	0.17	A-T-024s
Nickel$_{D}^{M\#}$	37	45	29	40				mg/kg	1	A-T-024s
Zinc$_{D}^{M\#}$	239	267	191	250				mg/kg	5	A-T-024s

Envirolab Job Number: 24/10044

Client Project Name: One Earth Solar Farm

Client Project Ref: 2372986

Lab Sample ID	24/10044/1	24/10044/2	24/10044/3	24/10044/4				Units	Limit of Detection	Method ref
Client Sample No	3	6	3	6						
Client Sample ID	TP008	TP008	TP009	TP009						
Depth to Top	0.40	1.00	0.40	1.00						
Depth To Bottom										
Date Sampled	27-Sep-24	27-Sep-24	27-Sep-24	27-Sep-24						
Sample Type	SOIL - ES	SOIL - ES	SOIL - ES	SOIL - ES						
Sample Matrix Code	6AE	6AE	3AE	6AE						
Asbestos in Soil (inc. matrix) ^										
Asbestos in soil$_{D}^{\#}$	NAD	-	NAD	-						A-T-045
Asbestos Matrix (visual)$_{D}$	-	-	-	-						A-T-045
Asbestos Matrix (microscope)$_{D}$	-	-	-	-						A-T-045
Asbestos ACM - Suitable for Water Absorption Test?$_{D}$	N/A	-	N/A	-						A-T-045

Envirolab Job Number: 24/10044

Client Project Name: One Earth Solar Farm

Client Project Ref: 2372986

Lab Sample ID	24/10044/1	24/10044/2	24/10044/3	24/10044/4				Units	Limit of Detection	Method ref
Client Sample No	3	6	3	6						
Client Sample ID	TP008	TP008	TP009	TP009						
Depth to Top	0.40	1.00	0.40	1.00						
Depth To Bottom										
Date Sampled	27-Sep-24	27-Sep-24	27-Sep-24	27-Sep-24						
Sample Type	SOIL - ES	SOIL - ES	SOIL - ES	SOIL - ES						
Sample Matrix Code	6AE	6AE	3AE	6AE						
PAH-16MS										
Acenaphthene$_{A}^{M\#}$	<0.01	<0.01	<0.01	-				mg/kg	0.01	A-T-019s
Acenaphthylene$_{A}^{M\#}$	<0.01	<0.01	<0.01	-				mg/kg	0.01	A-T-019s
Anthracene$_{A}^{M\#}$	<0.02	<0.02	<0.02	-				mg/kg	0.02	A-T-019s
Benzo(a)anthracene$_{A}^{M\#}$	<0.04	<0.04	<0.04	-				mg/kg	0.04	A-T-019s
Benzo(a)pyrene$_{A}^{M\#}$	<0.04	<0.04	<0.04	-				mg/kg	0.04	A-T-019s
Benzo(b)fluoranthene$_{A}^{M\#}$	<0.05	<0.05	<0.05	-				mg/kg	0.05	A-T-019s
Benzo(ghi)perylene$_{A}^{M\#}$	<0.05	<0.05	<0.05	-				mg/kg	0.05	A-T-019s
Benzo(k)fluoranthene$_{A}^{M\#}$	<0.07	<0.07	<0.07	-				mg/kg	0.07	A-T-019s
Chrysene$_{A}^{M\#}$	<0.06	<0.06	<0.06	-				mg/kg	0.06	A-T-019s
Dibenzo(ah)anthracene$_{A}^{M\#}$	<0.04	<0.04	<0.04	-				mg/kg	0.04	A-T-019s
Fluoranthene$_{A}^{M\#}$	<0.08	<0.08	<0.08	-				mg/kg	0.08	A-T-019s
Fluorene$_{A}^{M\#}$	<0.01	<0.01	<0.01	-				mg/kg	0.01	A-T-019s
Indeno(123-cd)pyrene$_{A}^{M\#}$	<0.03	<0.03	<0.03	-				mg/kg	0.03	A-T-019s
Naphthalene $_{A}^{M\#}$	<0.03	<0.03	<0.03	-				mg/kg	0.03	A-T-019s
Phenanthrene$_{A}^{M\#}$	<0.03	<0.03	<0.03	-				mg/kg	0.03	A-T-019s
Pyrene$_{A}^{M\#}$	<0.07	<0.07	<0.07	-				mg/kg	0.07	A-T-019s
Total PAH-16MS$_{A}^{M\#}$	<0.08	<0.08	<0.08	-				mg/kg	0.01	A-T-019s

Envirolab Job Number: 24/10044

Client Project Name: One Earth Solar Farm

Client Project Ref: 2372986

Lab Sample ID	24/10044/1	24/10044/2	24/10044/3	24/10044/4				Units	Limit of Detection	Method ref
Client Sample No	3	6	3	6						
Client Sample ID	TP008	TP008	TP009	TP009						
Depth to Top	0.40	1.00	0.40	1.00						
Depth To Bottom										
Date Sampled	27-Sep-24	27-Sep-24	27-Sep-24	27-Sep-24						
Sample Type	SOIL - ES	SOIL - ES	SOIL - ES	SOIL - ES						
Sample Matrix Code	6AE	6AE	3AE	6AE						
SVOC excluding PAH-16										
4-Bromophenyl phenyl ether$_A$	<100	<100	<100	-				µg/kg	100	A-T-052s
Hexachlorobenzene$_A$	<100	<100	<100	-				µg/kg	100	A-T-052s
Diethyl phthalate$_A$	<100	<100	<100	-				µg/kg	100	A-T-052s
Dimethyl phthalate$_A$	<100	<100	<100	-				µg/kg	100	A-T-052s
Dibenzofuran$_A$	<100	<100	<100	-				µg/kg	100	A-T-052s
Carbazole$_A$	<100	<100	<100	-				µg/kg	100	A-T-052s
Butylbenzyl phthalate$_A$	<100	<100	<100	-				µg/kg	100	A-T-052s
Bis(2-ethylhexyl)phthalate$_A$	<500	<500	<500	-				µg/kg	500	A-T-052s
Bis(2-chloroethoxy)methane$_A$	<100	<100	<100	-				µg/kg	100	A-T-052s
Bis(2-chloroethyl)ether$_A$	<100	<100	<100	-				µg/kg	100	A-T-052s
4-Nitrophenol$_A$	<100	<100	<100	-				µg/kg	100	A-T-052s
3+4-Methylphenol$_A$	<100	<100	<100	-				µg/kg	100	A-T-052s
4-Chloro-3-methylphenol$_A$	<100	<100	<100	-				µg/kg	100	A-T-052s
2-Nitrophenol$_A$	<100	<100	<100	-				µg/kg	100	A-T-052s
2-Methylphenol$_A$	<100	<100	<100	-				µg/kg	100	A-T-052s
1,2,4-Trichlorobenzene$_A$	<100	<100	<100	-				µg/kg	100	A-T-052s
2-Chlorophenol$_A$	<100	<100	<100	-				µg/kg	100	A-T-052s
2,6-Dinitrotoluene$_A$	<100	<100	<100	-				µg/kg	100	A-T-052s
2,4-Dinitrotoluene$_A$	<100	<100	<100	-				µg/kg	100	A-T-052s
2,4-Dimethylphenol$_A$	<100	<100	<100	-				µg/kg	100	A-T-052s
2,4-Dichlorophenol$_A$	<100	<100	<100	-				µg/kg	100	A-T-052s
2,4,6-Trichlorophenol$_A$	<100	<100	<100	-				µg/kg	100	A-T-052s
2,4,5-Trichlorophenol$_A$	<100	<100	<100	-				µg/kg	100	A-T-052s
1,4-Dichlorobenzene$_A$	<100	<100	<100	-				µg/kg	100	A-T-052s
1,3-Dichlorobenzene$_A$	<100	<100	<100	-				µg/kg	100	A-T-052s
1,2-Dichlorobenzene$_A$	<100	<100	<100	-				µg/kg	100	A-T-052s
2-Chloronaphthalene$_A$	<100	<100	<100	-				µg/kg	100	A-T-052s
2-Methylnaphthalene$_A$	<100	<100	<100	-				µg/kg	100	A-T-052s
Bis(2-chloroisopropyl)ether$_A$	<100	<100	<100	-				µg/kg	100	A-T-052s
Phenol$_A$	<100	<100	<100	-				µg/kg	100	A-T-052s
Pentachlorophenol$_A$	<100	<100	<100	-				µg/kg	100	A-T-052s
n-Nitroso-n-dipropylamine$_A$	<100	<100	<100	-				µg/kg	100	A-T-052s

Envirolab Job Number: 24/10044

Client Project Name: One Earth Solar Farm

Client Project Ref: 2372986

Lab Sample ID	24/10044/1	24/10044/2	24/10044/3	24/10044/4				Units	Limit of Detection	Method ref
Client Sample No	3	6	3	6						
Client Sample ID	TP008	TP008	TP009	TP009						
Depth to Top	0.40	1.00	0.40	1.00						
Depth To Bottom										
Date Sampled	27-Sep-24	27-Sep-24	27-Sep-24	27-Sep-24						
Sample Type	SOIL - ES	SOIL - ES	SOIL - ES	SOIL - ES						
Sample Matrix Code	6AE	6AE	3AE	6AE						
n-Dioctylphthalate$_A$	<500	<500	<500	-				µg/kg	500	A-T-052s
n-Dibutylphthalate$_A$	<100	<100	<100	-				µg/kg	100	A-T-052s
Nitrobenzene$_A$	<100	<100	<100	-				µg/kg	100	A-T-052s
Isophorone$_A$	<100	<100	<100	-				µg/kg	100	A-T-052s
Hexachloroethane$_A$	<100	<100	<100	-				µg/kg	100	A-T-052s
Hexachlorobutadiene$_A$	<100	<100	<100	-				µg/kg	100	A-T-052s
Perylene$_A$	<100	<100	<100	-				µg/kg	100	A-T-052s

Envirolab Job Number: 24/10044

Client Project Name: One Earth Solar Farm

Client Project Ref: 2372986

Lab Sample ID	24/10044/1	24/10044/2	24/10044/3	24/10044/4				Units	Limit of Detection	Method ref
Client Sample No	3	6	3	6						
Client Sample ID	TP008	TP008	TP009	TP009						
Depth to Top	0.40	1.00	0.40	1.00						
Depth To Bottom										
Date Sampled	27-Sep-24	27-Sep-24	27-Sep-24	27-Sep-24						
Sample Type	SOIL - ES	SOIL - ES	SOIL - ES	SOIL - ES						
Sample Matrix Code	6AE	6AE	3AE	6AE						
VOC										
Dichlorodifluoromethane$_{A}$	<25	<25	<25	-				µg/kg	1	A-T-006s
Chloromethane$_{A}$	<250	<250	<250	-				µg/kg	10	A-T-006s
Vinyl Chloride (Chloroethene)$_{A}^{\#}$	<25	<25	<25	-				µg/kg	1	A-T-006s
Bromomethane$_{A}^{\#}$	<25	<25	<25	-				µg/kg	1	A-T-006s
Chloroethane$_{A}^{\#}$	<25	<25	<25	-				µg/kg	1	A-T-006s
Trichlorofluoromethane$_{A}^{\#}$	<25	<25	<25	-				µg/kg	1	A-T-006s
1,1-Dichloroethene$_{A}^{\#}$	<25	<25	<25	-				µg/kg	1	A-T-006s
Carbon Disulphide$_{A}^{\#}$	<25	<25	<25	-				µg/kg	1	A-T-006s
Dichloromethane$_{A}$	<125	<125	<125	-				µg/kg	5	A-T-006s
trans 1,2-Dichloroethene$_{A}^{\#}$	<25	<25	<25	-				µg/kg	1	A-T-006s
1,1-Dichloroethane$_{A}^{\#}$	<25	<25	<25	-				µg/kg	1	A-T-006s
cis 1,2-Dichloroethene$_{A}^{\#}$	<25	<25	<25	-				µg/kg	1	A-T-006s
2,2-Dichloropropane$_{A}^{\#}$	<25^{U}	<25^{U}	<25^{U}	-				µg/kg	1	A-T-006s
Bromochloromethane$_{A}^{\#}$	<125	<125	<125	-				µg/kg	5	A-T-006s
Chloroform$_{A}^{\#}$	<25	<25	<25	-				µg/kg	1	A-T-006s
1,1,1-Trichloroethane$_{A}^{\#}$	<25	<25	<25	-				µg/kg	1	A-T-006s
1,1-Dichloropropene$_{A}^{\#}$	<25	<25	<25	-				µg/kg	1	A-T-006s
Carbon Tetrachloride$_{A}^{\#}$	<25	<25	<25	-				µg/kg	1	A-T-006s
1,2-Dichloroethane$_{A}^{\#}$	<50	<50	<50	-				µg/kg	2	A-T-006s
Benzene$_{A}^{\#}$	<25	<25	<25	-				µg/kg	1	A-T-006s
Trichloroethene$_{A}^{\#}$	<25	<25	<25	-				µg/kg	1	A-T-006s
1,2-Dichloropropane$_{A}^{\#}$	<25	<25	<25	-				µg/kg	1	A-T-006s
Dibromomethane$_{A}^{\#}$	<25	<25	<25	-				µg/kg	1	A-T-006s
Bromodichloromethane$_{A}^{\#}$	<250	<250	<250	-				µg/kg	10	A-T-006s
cis 1,3-Dichloropropene$_{A}^{\#}$	<25	<25	<25	-				µg/kg	1	A-T-006s
Toluene$_{A}^{\#}$	<25	<25	<25	-				µg/kg	1	A-T-006s
trans 1,3-Dichloropropene$_{A}^{\#}$	<25	<25	<25	-				µg/kg	1	A-T-006s
1,1,2-Trichloroethane$_{A}^{\#}$	<25	<25	<25	-				µg/kg	1	A-T-006s
1,3-Dichloropropane$_{A}^{\#}$	<25	<25	<25	-				µg/kg	1	A-T-006s
Tetrachloroethene$_{A}^{\#}$	<25	<25	<25	-				µg/kg	1	A-T-006s
Dibromochloromethane$_{A}^{\#}$	<75	<75	<75	-				µg/kg	3	A-T-006s
1,2-Dibromoethane$_{A}^{\#}$	<25	<25	<25	-				µg/kg	1	A-T-006s

Envirolab Job Number: 24/10044

Client Project Name: One Earth Solar Farm

Client Project Ref: 2372986

Lab Sample ID	24/10044/1	24/10044/2	24/10044/3	24/10044/4				Units	Limit of Detection	Method ref
Client Sample No	3	6	3	6						
Client Sample ID	TP008	TP008	TP009	TP009						
Depth to Top	0.40	1.00	0.40	1.00						
Depth To Bottom										
Date Sampled	27-Sep-24	27-Sep-24	27-Sep-24	27-Sep-24						
Sample Type	SOIL - ES	SOIL - ES	SOIL - ES	SOIL - ES						
Sample Matrix Code	6AE	6AE	3AE	6AE						
Chlorobenzene$_{A}^{\#}$	<25	<25	<25	-				µg/kg	1	A-T-006s
1,1,1,2-Tetrachloroethane$_{A}$	<25	<25	<25	-				µg/kg	1	A-T-006s
Ethylbenzene$_{A}^{\#}$	<25	<25	<25	-				µg/kg	1	A-T-006s
m & p Xylene$_{A}^{\#}$	<25	<25	<25	-				µg/kg	1	A-T-006s
o-Xylene$_{A}^{\#}$	<25	<25	<25	-				µg/kg	1	A-T-006s
Styrene$_{A}^{\#}$	<25	<25	<25	-				µg/kg	1	A-T-006s
Bromoform$_{A}^{\#}$	<75	<75	<75	-				µg/kg	3	A-T-006s
Isopropylbenzene$_{A}^{\#}$	<25	<25	<25	-				µg/kg	1	A-T-006s
1,1,2,2-Tetrachloroethane$_{A}$	<25	<25	<25	-				µg/kg	1	A-T-006s
1,2,3-Trichloropropane$_{A}^{\#}$	<25	<25	<25	-				µg/kg	1	A-T-006s
Bromobenzene$_{A}^{\#}$	<25	<25	<25	-				µg/kg	1	A-T-006s
n-Propylbenzene$_{A}^{\#}$	<25	<25	<25	-				µg/kg	1	A-T-006s
2-Chlorotoluene$_{A}^{\#}$	<25	<25	<25	-				µg/kg	1	A-T-006s
1,3,5-Trimethylbenzene$_{A}^{\#}$	<25	<25	<25	-				µg/kg	1	A-T-006s
4-Chlorotoluene$_{A}^{\#}$	<25	<25	<25	-				µg/kg	1	A-T-006s
tert-Butylbenzene$_{A}^{\#}$	<50	<50	<50	-				µg/kg	2	A-T-006s
1,2,4-Trimethylbenzene$_{A}^{\#}$	<25	<25	<25	-				µg/kg	1	A-T-006s
sec-Butylbenzene$_{A}^{\#}$	<25	<25	<25	-				µg/kg	1	A-T-006s
4-Isopropyltoluene$_{A}^{\#}$	<25	<25	<25	-				µg/kg	1	A-T-006s
1,3-Dichlorobenzene$_{A}$	<25	<25	<25	-				µg/kg	1	A-T-006s
1,4-Dichlorobenzene$_{A}^{\#}$	<25	<25	<25	-				µg/kg	1	A-T-006s
n-Butylbenzene$_{A}^{\#}$	<25	<25	<25	-				µg/kg	1	A-T-006s
1,2-Dichlorobenzene$_{A}^{\#}$	<25	<25	<25	-				µg/kg	1	A-T-006s
1,2-Dibromo-3-chloropropane (DCBP)$_{A}$	<50	<50	<50	-				µg/kg	2	A-T-006s
1,2,4-Trichlorobenzene$_{A}$	<75	<75	<75	-				µg/kg	3	A-T-006s
Hexachlorobutadiene$_{A}^{\#}$	<25	<25	<25	-				µg/kg	1	A-T-006s
1,2,3-Trichlorobenzene$_{A}$	<75	<75	<75	-				µg/kg	3	A-T-006s

Envirolab Job Number: 24/10044

Client Project Name: One Earth Solar Farm

Client Project Ref: 2372986

Lab Sample ID	24/10044/1	24/10044/2	24/10044/3	24/10044/4				Units	Limit of Detection	Method ref
Client Sample No	3	6	3	6						
Client Sample ID	TP008	TP008	TP009	TP009						
Depth to Top	0.40	1.00	0.40	1.00						
Depth To Bottom										
Date Sampled	27-Sep-24	27-Sep-24	27-Sep-24	27-Sep-24						
Sample Type	SOIL - ES	SOIL - ES	SOIL - ES	SOIL - ES						
Sample Matrix Code	6AE	6AE	3AE	6AE						
TPH CWG with Clean Up										
Ali >C5-C6$_{A}$	<0.01	<0.01	<0.01	-				mg/kg	0.01	A-T-022s
Ali >C6-C8$_{A}$	<0.01	<0.01	<0.01	-				mg/kg	0.01	A-T-022s
Ali >C8-C10$_{A}$	<1	<1	<1	-				mg/kg	1	A-T-055s
Ali >C10-C12$_{A}^{M\#}$	<1	<1	<1	-				mg/kg	1	A-T-055s
Ali >C12-C16$_{A}^{M\#}$	<1	<1	<1	-				mg/kg	1	A-T-055s
Ali >C16-C21$_{A}^{M\#}$	<1	<1	<1	-				mg/kg	1	A-T-055s
Ali >C21-C35$_{A}^{M\#}$	2	<1	1	-				mg/kg	1	A-T-055s
Total Aliphatics$_{A}$	2	<1	1	-				mg/kg	1	Calc-As Recd
Aro >C5-C7$_{A}^{\#}$	<0.01	<0.01	<0.01	-				mg/kg	0.01	A-T-022s
Aro >C7-C8$_{A}^{\#}$	<0.01	<0.01	<0.01	-				mg/kg	0.01	A-T-022s
Aro >C8-C10$_{A}$	<1	<1	<1	-				mg/kg	1	A-T-055s
Aro >C10-C12$_{A}$	<1	<1	<1	-				mg/kg	1	A-T-055s
Aro >C12-C16$_{A}$	<1	<1	<1	-				mg/kg	1	A-T-055s
Aro >C16-C21$_{A}^{M\#}$	<1	<1	<1	-				mg/kg	1	A-T-055s
Aro >C21-C35$_{A}^{M\#}$	1	<1	<1	-				mg/kg	1	A-T-055s
Total Aromatics$_{A}$	1	<1	<1	-				mg/kg	1	Calc-As Recd
TPH (Ali & Aro >C5-C35)$_{A}$	4	<1	1	-				mg/kg	1	Calc-As Recd
BTEX - Benzene$_{A}^{\#}$	<0.01	<0.01	<0.01	-				mg/kg	0.01	A-T-022s
BTEX - Toluene$_{A}^{\#}$	<0.01	<0.01	<0.01	-				mg/kg	0.01	A-T-022s
BTEX - Ethyl Benzene$_{A}^{\#}$	<0.01	<0.01	<0.01	-				mg/kg	0.01	A-T-022s
BTEX - m & p Xylene$_{A}^{\#}$	<0.01	<0.01	<0.01	-				mg/kg	0.01	A-T-022s
BTEX - o Xylene$_{A}^{\#}$	<0.01	<0.01	<0.01	-				mg/kg	0.01	A-T-022s
MTBE$_{A}^{\#}$	<0.01	<0.01	<0.01	-				mg/kg	0.01	A-T-022s

Report Notes

General

•This report shall not be reproduced, except in full, without written approval from Envirolab.
•The client Sample No, Client Sample ID, Depth to top, Depth to Bottom and Date Sampled are all provided by the client and can affect the validity of results.
•The results reported herein relate only to the material supplied to the laboratory.
•The residue of any samples contained within this report, and any received within the same delivery, will be disposed of **four weeks** after the initial scheduling. For samples tested for Asbestos we will retain a portion of the dried sample for a minimum of **six months** after the initial Asbestos testing is completed.
•Analytical results reflect the quality of the sample at the time of analysis only.
•Opinions and Interpretations expressed are outside our scope of accreditation.
•A deviating sample report is appended and will indicate if samples or tests have been found to be deviating. Any test results affected may not be an accurate record of the concentration at the time of sampling and, as a result, may be invalid.
•If a sample is outside of the calibration range or affected by interferences then it may need diluting. This will result in the limit of detection (LOD) being raised.
•Subcontracted Analysis: Please see the appended report for any deviations, current LODs and accreditation status of the test.

Key

Superscript "#"	Accredited to ISO 17025
Superscript "M"	Accredited to MCertS
Superscript "U"	Individual result not accredited
None of the above symbols	Analysis unaccredited
Subscript "A"	Analysis performed on as-received Sample
Subscript "D"	Analysis performed on the dried sample, crushed to pass 2mm sieve.
Subscript "D" on Asbestos	Analysis performed on a dried aliquot of sample provided.
Subscript "^"	Analysis has dependant options against results. Details appear in the comments of your Sample receipt
IS	Insufficient Sample for analysis
US	Unsuitable Sample for analysis
NDP	No Determination Possible
NAD	No Asbestos Detected
Trace	Asbestos found not suitable for Gravimetric Quantification – not enough to accurately weigh.
N/A	Not applicable

Asbestos

Identification: Asbestos in soil analysis is performed on a dried aliquot of the submitted sample and cannot guarantee to identify asbestos if only present in small numbers as discrete fibres/fragments in the original sample.
Stones etc. are not removed from the sample prior to analysis
"Trace Asbestos Identified" will be reported if there is not enough present to verify the type.
Quantification: Generally a 2 stage process including visual identification, hand picking and weighing, and fibre counting. Where ACMs are found a percentage asbestos is assigned to each with reference to 'HSG264, Asbestos: The survey guide' and the calculated asbestos content is expressed as a percentage of the dried soil sample aliquot used. If asbestos is identified as being present but is not in a form that is suitable for analysis by hand picking and weighing (normally if the asbestos is present as free fibres). "TRACE" will be reported as a quantification result.
PLEASE INFORM THE LABORATORY IF YOU WOULD LIKE THE STAGE 3 SEDIMENTATION PROCESS CARRIED OUT. Note this will be subcontracted.

Assigned Matrix Codes

1	SAND	6	CLAY/LOAM	A	Contains Stones
2	LOAM	7	OTHER	B	Contains Construction Rubble
3	CLAY	8	Asbestos Bulk (Only Asbestos ID accredited)	C	Contains visible hydrocarbons
4	LOAM/SAND	9	Incinerator Ash (some Metals accredited)	D	Contains glass / metal
5	SAND/CLAY			E	Contains roots / twigs
Note: 7,8,9 matrices are not covered by our ISO 17025 or MCertS accreditation, unless stated above.					

Soil Chemical Analysis:
All results are reported as dry weight (<40°C).
For samples with Matrix Codes 1 - 6 natural stones, brick and concrete fragments >10mm and any extraneous material (visible glass, metal or twigs) are removed and excluded from the sample prior to analysis and reported results corrected to a whole sample basis. This is reported as '% stones >10mm'.
For samples with Matrix Code 7 the whole sample is dried and crushed prior to analysis and this supersedes any "A" subscripts
All analysis is performed on the sample as received for soil samples which are positive for asbestos or the client has informed asbestos may be present and/or if they are from outside the European Union and this supersedes any "D" subscripts.

TPH by method A-T-007:
For waters, free and visible oils are excluded from the sample used for analysis, so the reported result represents the dissolved phase only.
Results "with Clean up" indicates samples cleaned up with Silica during extraction.

EPH CWG (method A-T-055) from TPH CWG:
EPH CWG results have humics mathematically subtracted through instrument calculation.
Where these humic substances have been identified in any IDs from "TPH CWG with clean up" please note that the concentration is **NOT** included in the quantified results but present in the ID for information.

Electrical Conductivity of water by method A-T-037:
Results greater than 12900µS/cm @ 25^{0}C / 11550µS/cm @ 20^{0}C fall outside the calibration range and as such are unaccredited.

Please contact your client manager if you require any further information.

Envirolab Deviating Samples Report

Hattersley Science & Technology Park, Stockport Road, Hattersley, SK14 3QU
Tel. 0161 368 4921 email. ask@envlab.co.uk

Client: Central Alliance, Alliance House, South Park Way, South Park Way, Wakefield 41 Business Park, Wakefield, WF2 0XJ

Project: One Earth Solar Farm

Clients Project No: 2372986

Project No: 24/10044

Date Received: 17/10/2024 (am)

Cool Box Temperatures (°C): 12.8

Lab Sample ID	24/10044/1	24/10044/2	24/10044/3
Client Sample No	3	6	3
Client Sample ID/Depth	TP008 0.40m	TP008 1.00m	TP009 0.40m
Date Sampled	27/09/24	27/09/24	27/09/24
Deviation Code			
F	✓	✓	✓

Key

F *Maximum holding time exceeded between sampling date and analysis for analytes listed below*

HOLDING TIME EXCEEDANCES

Lab Sample ID	24/10044/1	24/10044/2	24/10044/3
Client Sample No	3	6	3
Client Sample ID/Depth	TP008 0.40m	TP008 1.00m	TP009 0.40m
Date Sampled	27/09/24	27/09/24	27/09/24
VPHCWG	✓	✓	✓
PAH-16MS	✓	✓	✓
VOC	✓	✓	✓
SVOC excluding PAH-16	✓	✓	✓
Cyanide (total)	✓	✓	✓

If, at any point before reaching the laboratory, the temperature of the samples has breached those set in published standards, e.g. BS-EN 5667-3, ISO 18400-102:2017, then the concentration of any affected analytes may differ from that at the time of sampling.

Envirolab Analysis Dates

Lab Sample ID	24/10044/1	24/10044/2	24/10044/3	24/10044/4
Client Sample No	3	6	3	6
Client Sample ID/Depth	TP008 0.40m	TP008 1.00m	TP009 0.40m	TP009 1.00m
Date Sampled	27/09/24	27/09/24	27/09/24	27/09/24
A-T-006s	23/10/2024	23/10/2024	23/10/2024	
A-T-019s	24/10/2024	24/10/2024	24/10/2024	
A-T-022s	22/10/2024	22/10/2024	22/10/2024	
A-T-024s	22/10/2024	22/10/2024	22/10/2024	22/10/2024
A-T-026s	22/10/2024	22/10/2024	22/10/2024	22/10/2024
A-T-027s	22/10/2024	22/10/2024	22/10/2024	22/10/2024
A-T-031s	22/10/2024	22/10/2024	22/10/2024	22/10/2024
A-T-032s	22/10/2024	22/10/2024	22/10/2024	22/10/2024
A-T-042sTCN	21/10/2024	21/10/2024	21/10/2024	
A-T-044	24/10/2024	24/10/2024	24/10/2024	24/10/2024
A-T-045	18/10/2024		18/10/2024	
A-T-050s	21/10/2024	21/10/2024	21/10/2024	
A-T-052s	21/10/2024	21/10/2024	21/10/2024	
A-T-055s	21/10/2024	21/10/2024	21/10/2024	
Calc-As Recd	22/10/2024	22/10/2024	22/10/2024	

The above dates are the analysis completion dates, please note that these are not necessarily the date that the analysis was weighed/extracted.

End of Report

envirolab
Hattersley Science & Technology Park
Stockport Road, Hattersley, SK14 3QU

FINAL ANALYTICAL TEST REPORT

Envirolab Job Number: 24/10046
Issue Number: 1 **Date:** 24 October, 2024

Client: Central Alliance
Alliance House
South Park Way
South Park Way
Wakefield 41 Business Park
Wakefield
WF2 0XJ

Project Manager: John Parkinson/Lab results
Project Name: One Earth Solar Farm
Project Ref: 2372986
Order No: N/A
Date Samples Received: 07/10/24
Date Instructions Received: 17/10/24
Date Analysis Completed: 24/10/24

Approved by:

[redacted]
Richard Wong
Client Manager

mCERTS THE ENVIRONMENT AGENCY'S MONITORING CERTIFICATION SCHEME
UKAS TESTING 1247

Envirolab Job Number: 24/10046

Client Project Name: One Earth Solar Farm

Client Project Ref: 2372986

Lab Sample ID	24/10046/1	24/10046/2	24/10046/3	24/10046/5				Units	Limit of Detection	Method ref
Client Sample No	1	4	7	17						
Client Sample ID	BH003	BH003	BH003	BH003						
Depth to Top	0.30	0.50	1.00	3.00						
Depth To Bottom										
Date Sampled	02-Oct-24	02-Oct-24	02-Oct-24	03-Oct-24						
Sample Type	SOIL - ES	SOIL - ES	SOIL - ES	SOIL - ES						
Sample Matrix Code	6A	6A	6A	6A						
% Stones >10mm$_{A}$	<0.1	<0.1	<0.1	<0.1				% w/w	0.1	A-T-044
pH$_{D}^{M\#}$	7.86	8.09	8.30	8.52				pH	0.01	A-T-031s
Sulphate (water sol 2:1)$_{D}^{M\#}$	<0.01	0.01	0.04	0.04				g/l	0.01	A-T-026s
Cyanide (total)$_{A}^{M\#}$	<1	-	-	-				mg/kg	1	A-T-042sTCN
Phenol$_{A}$	<0.2	-	-	-				mg/kg	0.2	A-T-050s
Organic Matter$_{D}^{M\#}$	1.2	0.9	0.6	0.9				% w/w	0.1	A-T-032s
Arsenic$_{D}^{M\#}$	2	1	3	<1				mg/kg	1	A-T-024s
Boron (water soluble)$_{D}^{M\#}$	<1.0	<1.0	<1.0	1.4				mg/kg	1	A-T-027s
Cadmium$_{D}^{M\#}$	<0.5	<0.5	<0.5	<0.5				mg/kg	0.5	A-T-024s
Copper$_{D}^{M\#}$	9	8	12	11				mg/kg	1	A-T-024s
Chromium$_{D}^{M\#}$	26	32	53	70				mg/kg	1	A-T-024s
Lead$_{D}^{M\#}$	12	6	5	2				mg/kg	1	A-T-024s
Mercury$_{D}$	<0.17	<0.17	<0.17	<0.17				mg/kg	0.17	A-T-024s
Nickel$_{D}^{M\#}$	22	25	49	68				mg/kg	1	A-T-024s
Zinc$_{D}^{M\#}$	45	45	56	71				mg/kg	5	A-T-024s

Envirolab Job Number: 24/10046

Client Project Name: One Earth Solar Farm

Client Project Ref: 2372986

Lab Sample ID	24/10046/1	24/10046/2	24/10046/3	24/10046/5				Units	Limit of Detection	Method ref
Client Sample No	1	4	7	17						
Client Sample ID	BH003	BH003	BH003	BH003						
Depth to Top	0.30	0.50	1.00	3.00						
Depth To Bottom										
Date Sampled	02-Oct-24	02-Oct-24	02-Oct-24	03-Oct-24						
Sample Type	SOIL - ES	SOIL - ES	SOIL - ES	SOIL - ES						
Sample Matrix Code	6A	6A	6A	6A						
PAH-16MS										
Acenaphthene$_{A}^{M\#}$	<0.01	-	-	-				mg/kg	0.01	A-T-019s
Acenaphthylene$_{A}^{M\#}$	<0.01	-	-	-				mg/kg	0.01	A-T-019s
Anthracene$_{A}^{M\#}$	<0.02	-	-	-				mg/kg	0.02	A-T-019s
Benzo(a)anthracene$_{A}^{M\#}$	<0.04	-	-	-				mg/kg	0.04	A-T-019s
Benzo(a)pyrene$_{A}^{M\#}$	<0.04	-	-	-				mg/kg	0.04	A-T-019s
Benzo(b)fluoranthene$_{A}^{M\#}$	<0.05	-	-	-				mg/kg	0.05	A-T-019s
Benzo(ghi)perylene$_{A}^{M\#}$	<0.05	-	-	-				mg/kg	0.05	A-T-019s
Benzo(k)fluoranthene$_{A}^{M\#}$	<0.07	-	-	-				mg/kg	0.07	A-T-019s
Chrysene$_{A}^{M\#}$	<0.06	-	-	-				mg/kg	0.06	A-T-019s
Dibenzo(ah)anthracene$_{A}^{M\#}$	<0.04	-	-	-				mg/kg	0.04	A-T-019s
Fluoranthene$_{A}^{M\#}$	<0.08	-	-	-				mg/kg	0.08	A-T-019s
Fluorene$_{A}^{M\#}$	<0.01	-	-	-				mg/kg	0.01	A-T-019s
Indeno(123-cd)pyrene$_{A}^{M\#}$	<0.03	-	-	-				mg/kg	0.03	A-T-019s
Naphthalene $_{A}^{M\#}$	<0.03	-	-	-				mg/kg	0.03	A-T-019s
Phenanthrene$_{A}^{M\#}$	<0.03	-	-	-				mg/kg	0.03	A-T-019s
Pyrene$_{A}^{M\#}$	<0.07	-	-	-				mg/kg	0.07	A-T-019s
Total PAH-16MS$_{A}^{M\#}$	<0.08	-	-	-				mg/kg	0.01	A-T-019s

Envirolab Job Number: 24/10046

Client Project Name: One Earth Solar Farm

Client Project Ref: 2372986

Lab Sample ID	24/10046/1	24/10046/2	24/10046/3	24/10046/5				Units	Limit of Detection	Method ref
Client Sample No	1	4	7	17						
Client Sample ID	BH003	BH003	BH003	BH003						
Depth to Top	0.30	0.50	1.00	3.00						
Depth To Bottom										
Date Sampled	02-Oct-24	02-Oct-24	02-Oct-24	03-Oct-24						
Sample Type	SOIL - ES	SOIL - ES	SOIL - ES	SOIL - ES						
Sample Matrix Code	6A	6A	6A	6A						
SVOC excluding PAH-16										
4-Bromophenyl phenyl ether$_A$	<100	-	-	-				µg/kg	100	A-T-052s
Hexachlorobenzene$_A$	<100	-	-	-				µg/kg	100	A-T-052s
Diethyl phthalate$_A$	<100	-	-	-				µg/kg	100	A-T-052s
Dimethyl phthalate$_A$	<100	-	-	-				µg/kg	100	A-T-052s
Dibenzofuran$_A$	<100	-	-	-				µg/kg	100	A-T-052s
Carbazole$_A$	<100	-	-	-				µg/kg	100	A-T-052s
Butylbenzyl phthalate$_A$	<100	-	-	-				µg/kg	100	A-T-052s
Bis(2-ethylhexyl)phthalate$_A$	<500	-	-	-				µg/kg	500	A-T-052s
Bis(2-chloroethoxy)methane$_A$	<100	-	-	-				µg/kg	100	A-T-052s
Bis(2-chloroethyl)ether$_A$	<100	-	-	-				µg/kg	100	A-T-052s
4-Nitrophenol$_A$	<100	-	-	-				µg/kg	100	A-T-052s
3+4-Methylphenol$_A$	<100	-	-	-				µg/kg	100	A-T-052s
4-Chloro-3-methylphenol$_A$	<100	-	-	-				µg/kg	100	A-T-052s
2-Nitrophenol$_A$	<100	-	-	-				µg/kg	100	A-T-052s
2-Methylphenol$_A$	<100	-	-	-				µg/kg	100	A-T-052s
1,2,4-Trichlorobenzene$_A$	<100	-	-	-				µg/kg	100	A-T-052s
2-Chlorophenol$_A$	<100	-	-	-				µg/kg	100	A-T-052s
2,6-Dinitrotoluene$_A$	<100	-	-	-				µg/kg	100	A-T-052s
2,4-Dinitrotoluene$_A$	<100	-	-	-				µg/kg	100	A-T-052s
2,4-Dimethylphenol$_A$	<100	-	-	-				µg/kg	100	A-T-052s
2,4-Dichlorophenol$_A$	<100	-	-	-				µg/kg	100	A-T-052s
2,4,6-Trichlorophenol$_A$	<100	-	-	-				µg/kg	100	A-T-052s
2,4,5-Trichlorophenol$_A$	<100	-	-	-				µg/kg	100	A-T-052s
1,4-Dichlorobenzene$_A$	<100	-	-	-				µg/kg	100	A-T-052s
1,3-Dichlorobenzene$_A$	<100	-	-	-				µg/kg	100	A-T-052s
1,2-Dichlorobenzene$_A$	<100	-	-	-				µg/kg	100	A-T-052s
2-Chloronaphthalene$_A$	<100	-	-	-				µg/kg	100	A-T-052s
2-Methylnaphthalene$_A$	<100	-	-	-				µg/kg	100	A-T-052s
Bis(2-chloroisopropyl)ether$_A$	<100	-	-	-				µg/kg	100	A-T-052s
Phenol$_A$	<100	-	-	-				µg/kg	100	A-T-052s
Pentachlorophenol$_A$	<100	-	-	-				µg/kg	100	A-T-052s
n-Nitroso-n-dipropylamine$_A$	<100	-	-	-				µg/kg	100	A-T-052s

Envirolab Job Number: 24/10046

Client Project Name: One Earth Solar Farm

Client Project Ref: 2372986

Lab Sample ID	24/10046/1	24/10046/2	24/10046/3	24/10046/5				Units	Limit of Detection	Method ref
Client Sample No	1	4	7	17						
Client Sample ID	BH003	BH003	BH003	BH003						
Depth to Top	0.30	0.50	1.00	3.00						
Depth To Bottom										
Date Sampled	02-Oct-24	02-Oct-24	02-Oct-24	03-Oct-24						
Sample Type	SOIL - ES	SOIL - ES	SOIL - ES	SOIL - ES						
Sample Matrix Code	6A	6A	6A	6A						
n-Dioctylphthalate$_A$	<500	-	-	-				µg/kg	500	A-T-052s
n-Dibutylphthalate$_A$	<100	-	-	-				µg/kg	100	A-T-052s
Nitrobenzene$_A$	<100	-	-	-				µg/kg	100	A-T-052s
Isophorone$_A$	<100	-	-	-				µg/kg	100	A-T-052s
Hexachloroethane$_A$	<100	-	-	-				µg/kg	100	A-T-052s
Hexachlorobutadiene$_A$	<100	-	-	-				µg/kg	100	A-T-052s
Perylene$_A$	<100	-	-	-				µg/kg	100	A-T-052s

Envirolab Job Number: 24/10046

Client Project Name: One Earth Solar Farm

Client Project Ref: 2372986

Lab Sample ID	24/10046/1	24/10046/2	24/10046/3	24/10046/5				Units	Limit of Detection	Method ref
Client Sample No	1	4	7	17						
Client Sample ID	BH003	BH003	BH003	BH003						
Depth to Top	0.30	0.50	1.00	3.00						
Depth To Bottom										
Date Sampled	02-Oct-24	02-Oct-24	02-Oct-24	03-Oct-24						
Sample Type	SOIL - ES	SOIL - ES	SOIL - ES	SOIL - ES						
Sample Matrix Code	6A	6A	6A	6A						
VOC										
Dichlorodifluoromethane$_{A}$	<25	-	-	-				µg/kg	1	A-T-006s
Chloromethane$_{A}$	<250	-	-	-				µg/kg	10	A-T-006s
Vinyl Chloride (Chloroethene)$_{A}^{\#}$	<25	-	-	-				µg/kg	1	A-T-006s
Bromomethane$_{A}^{\#}$	<25	-	-	-				µg/kg	1	A-T-006s
Chloroethane$_{A}^{\#}$	<25	-	-	-				µg/kg	1	A-T-006s
Trichlorofluoromethane$_{A}^{\#}$	<25	-	-	-				µg/kg	1	A-T-006s
1,1-Dichloroethene$_{A}^{\#}$	<25	-	-	-				µg/kg	1	A-T-006s
Carbon Disulphide$_{A}^{\#}$	<25	-	-	-				µg/kg	1	A-T-006s
Dichloromethane$_{A}$	<125	-	-	-				µg/kg	5	A-T-006s
trans 1,2-Dichloroethene$_{A}^{\#}$	<25	-	-	-				µg/kg	1	A-T-006s
1,1-Dichloroethane$_{A}^{\#}$	<25	-	-	-				µg/kg	1	A-T-006s
cis 1,2-Dichloroethene$_{A}^{\#}$	<25	-	-	-				µg/kg	1	A-T-006s
2,2-Dichloropropane$_{A}^{\#}$	<25^{U}	-	-	-				µg/kg	1	A-T-006s
Bromochloromethane$_{A}^{\#}$	<125	-	-	-				µg/kg	5	A-T-006s
Chloroform$_{A}^{\#}$	<25	-	-	-				µg/kg	1	A-T-006s
1,1,1-Trichloroethane$_{A}^{\#}$	<25	-	-	-				µg/kg	1	A-T-006s
1,1-Dichloropropene$_{A}^{\#}$	<25	-	-	-				µg/kg	1	A-T-006s
Carbon Tetrachloride$_{A}^{\#}$	<25	-	-	-				µg/kg	1	A-T-006s
1,2-Dichloroethane$_{A}^{\#}$	<50	-	-	-				µg/kg	2	A-T-006s
Benzene$_{A}^{\#}$	<25	-	-	-				µg/kg	1	A-T-006s
Trichloroethene$_{A}^{\#}$	<25	-	-	-				µg/kg	1	A-T-006s
1,2-Dichloropropane$_{A}^{\#}$	<25	-	-	-				µg/kg	1	A-T-006s
Dibromomethane$_{A}^{\#}$	<25	-	-	-				µg/kg	1	A-T-006s
Bromodichloromethane$_{A}^{\#}$	<250	-	-	-				µg/kg	10	A-T-006s
cis 1,3-Dichloropropene$_{A}^{\#}$	<25	-	-	-				µg/kg	1	A-T-006s
Toluene$_{A}^{\#}$	<25	-	-	-				µg/kg	1	A-T-006s
trans 1,3-Dichloropropene$_{A}^{\#}$	<25	-	-	-				µg/kg	1	A-T-006s
1,1,2-Trichloroethane$_{A}^{\#}$	<25	-	-	-				µg/kg	1	A-T-006s
1,3-Dichloropropane$_{A}^{\#}$	<25	-	-	-				µg/kg	1	A-T-006s
Tetrachloroethene$_{A}^{\#}$	<25	-	-	-				µg/kg	1	A-T-006s
Dibromochloromethane$_{A}^{\#}$	<75	-	-	-				µg/kg	3	A-T-006s
1,2-Dibromoethane$_{A}^{\#}$	<25	-	-	-				µg/kg	1	A-T-006s

Envirolab Job Number: 24/10046

Client Project Name: One Earth Solar Farm

Client Project Ref: 2372986

Lab Sample ID	24/10046/1	24/10046/2	24/10046/3	24/10046/5				Units	Limit of Detection	Method ref
Client Sample No	1	4	7	17						
Client Sample ID	BH003	BH003	BH003	BH003						
Depth to Top	0.30	0.50	1.00	3.00						
Depth To Bottom										
Date Sampled	02-Oct-24	02-Oct-24	02-Oct-24	03-Oct-24						
Sample Type	SOIL - ES	SOIL - ES	SOIL - ES	SOIL - ES						
Sample Matrix Code	6A	6A	6A	6A						
Chlorobenzene$_{A}^{\#}$	<25	-	-	-				µg/kg	1	A-T-006s
1,1,1,2-Tetrachloroethane$_{A}$	<25	-	-	-				µg/kg	1	A-T-006s
Ethylbenzene$_{A}^{\#}$	<25	-	-	-				µg/kg	1	A-T-006s
m & p Xylene$_{A}^{\#}$	<25	-	-	-				µg/kg	1	A-T-006s
o-Xylene$_{A}^{\#}$	<25	-	-	-				µg/kg	1	A-T-006s
Styrene$_{A}^{\#}$	<25	-	-	-				µg/kg	1	A-T-006s
Bromoform$_{A}^{\#}$	<75	-	-	-				µg/kg	3	A-T-006s
Isopropylbenzene$_{A}^{\#}$	<25	-	-	-				µg/kg	1	A-T-006s
1,1,2,2-Tetrachloroethane$_{A}$	<25	-	-	-				µg/kg	1	A-T-006s
1,2,3-Trichloropropane$_{A}^{\#}$	<25	-	-	-				µg/kg	1	A-T-006s
Bromobenzene$_{A}^{\#}$	<25	-	-	-				µg/kg	1	A-T-006s
n-Propylbenzene$_{A}^{\#}$	<25	-	-	-				µg/kg	1	A-T-006s
2-Chlorotoluene$_{A}^{\#}$	<25	-	-	-				µg/kg	1	A-T-006s
1,3,5-Trimethylbenzene$_{A}^{\#}$	<25	-	-	-				µg/kg	1	A-T-006s
4-Chlorotoluene$_{A}^{\#}$	<25	-	-	-				µg/kg	1	A-T-006s
tert-Butylbenzene$_{A}^{\#}$	<50	-	-	-				µg/kg	2	A-T-006s
1,2,4-Trimethylbenzene$_{A}^{\#}$	<25	-	-	-				µg/kg	1	A-T-006s
sec-Butylbenzene$_{A}^{\#}$	<25	-	-	-				µg/kg	1	A-T-006s
4-Isopropyltoluene$_{A}^{\#}$	<25	-	-	-				µg/kg	1	A-T-006s
1,3-Dichlorobenzene$_{A}$	<25	-	-	-				µg/kg	1	A-T-006s
1,4-Dichlorobenzene$_{A}^{\#}$	<25	-	-	-				µg/kg	1	A-T-006s
n-Butylbenzene$_{A}^{\#}$	<25	-	-	-				µg/kg	1	A-T-006s
1,2-Dichlorobenzene$_{A}^{\#}$	<25	-	-	-				µg/kg	1	A-T-006s
1,2-Dibromo-3-chloropropane (DCBP)$_{A}$	<50	-	-	-				µg/kg	2	A-T-006s
1,2,4-Trichlorobenzene$_{A}$	<75	-	-	-				µg/kg	3	A-T-006s
Hexachlorobutadiene$_{A}^{\#}$	<25	-	-	-				µg/kg	1	A-T-006s
1,2,3-Trichlorobenzene$_{A}$	<75	-	-	-				µg/kg	3	A-T-006s

Envirolab Job Number: 24/10046

Client Project Name: One Earth Solar Farm

Client Project Ref: 2372986

Lab Sample ID	24/10046/1	24/10046/2	24/10046/3	24/10046/5				Units	Limit of Detection	Method ref
Client Sample No	1	4	7	17						
Client Sample ID	BH003	BH003	BH003	BH003						
Depth to Top	0.30	0.50	1.00	3.00						
Depth To Bottom										
Date Sampled	02-Oct-24	02-Oct-24	02-Oct-24	03-Oct-24						
Sample Type	SOIL - ES	SOIL - ES	SOIL - ES	SOIL - ES						
Sample Matrix Code	6A	6A	6A	6A						
TPH CWG with Clean Up										
Ali >C5-C6$_{A}$	<0.01	-	-	-				mg/kg	0.01	A-T-022s
Ali >C6-C8$_{A}$	<0.01	-	-	-				mg/kg	0.01	A-T-022s
Ali >C8-C10$_{A}$	<1	-	-	-				mg/kg	1	A-T-055s
Ali >C10-C12$_{A}^{M\#}$	<1	-	-	-				mg/kg	1	A-T-055s
Ali >C12-C16$_{A}^{M\#}$	<1	-	-	-				mg/kg	1	A-T-055s
Ali >C16-C21$_{A}^{M\#}$	<1	-	-	-				mg/kg	1	A-T-055s
Ali >C21-C35$_{A}^{M\#}$	<1	-	-	-				mg/kg	1	A-T-055s
Total Aliphatics$_{A}$	<1	-	-	-				mg/kg	1	Calc-As Recd
Aro >C5-C7$_{A}^{\#}$	<0.01	-	-	-				mg/kg	0.01	A-T-022s
Aro >C7-C8$_{A}^{\#}$	<0.01	-	-	-				mg/kg	0.01	A-T-022s
Aro >C8-C10$_{A}$	<1	-	-	-				mg/kg	1	A-T-055s
Aro >C10-C12$_{A}$	<1	-	-	-				mg/kg	1	A-T-055s
Aro >C12-C16$_{A}$	<1	-	-	-				mg/kg	1	A-T-055s
Aro >C16-C21$_{A}^{M\#}$	<1	-	-	-				mg/kg	1	A-T-055s
Aro >C21-C35$_{A}^{M\#}$	<1	-	-	-				mg/kg	1	A-T-055s
Total Aromatics$_{A}$	<1	-	-	-				mg/kg	1	Calc-As Recd
TPH (Ali & Aro >C5-C35)$_{A}$	<1	-	-	-				mg/kg	1	Calc-As Recd
BTEX - Benzene$_{A}^{\#}$	<0.01	-	-	-				mg/kg	0.01	A-T-022s
BTEX - Toluene$_{A}^{\#}$	<0.01	-	-	-				mg/kg	0.01	A-T-022s
BTEX - Ethyl Benzene$_{A}^{\#}$	<0.01	-	-	-				mg/kg	0.01	A-T-022s
BTEX - m & p Xylene$_{A}^{\#}$	<0.01	-	-	-				mg/kg	0.01	A-T-022s
BTEX - o Xylene$_{A}^{\#}$	<0.01	-	-	-				mg/kg	0.01	A-T-022s
MTBE$_{A}^{\#}$	<0.01	-	-	-				mg/kg	0.01	A-T-022s

Report Notes

General

•This report shall not be reproduced, except in full, without written approval from Envirolab.
•The client Sample No, Client Sample ID, Depth to top, Depth to Bottom and Date Sampled are all provided by the client and can affect the validity of results.
•The results reported herein relate only to the material supplied to the laboratory.
•The residue of any samples contained within this report, and any received within the same delivery, will be disposed of **four weeks** after the initial scheduling. For samples tested for Asbestos we will retain a portion of the dried sample for a minimum of **six months** after the initial Asbestos testing is completed.
•Analytical results reflect the quality of the sample at the time of analysis only.
•Opinions and Interpretations expressed are outside our scope of accreditation.
•A deviating sample report is appended and will indicate if samples or tests have been found to be deviating. Any test results affected may not be an accurate record of the concentration at the time of sampling and, as a result, may be invalid.
•If a sample is outside of the calibration range or affected by interferences then it may need diluting. This will result in the limit of detection (LOD) being raised.
•Subcontracted Analysis: Please see the appended report for any deviations, current LODs and accreditation status of the test.

Key

Superscript "#"	Accredited to ISO 17025
Superscript "M"	Accredited to MCertS
Superscript "U"	Individual result not accredited
None of the above symbols	Analysis unaccredited
Subscript "A"	Analysis performed on as-received Sample
Subscript "D"	Analysis performed on the dried sample, crushed to pass 2mm sieve.
Subscript "D" on Asbestos	Analysis performed on a dried aliquot of sample provided.
Subscript "^"	Analysis has dependant options against results. Details appear in the comments of your Sample receipt
IS	Insufficient Sample for analysis
US	Unsuitable Sample for analysis
NDP	No Determination Possible
NAD	No Asbestos Detected
Trace	Asbestos found not suitable for Gravimetric Quantification – not enough to accurately weigh.
N/A	Not applicable

Asbestos

Identification: Asbestos in soil analysis is performed on a dried aliquot of the submitted sample and cannot guarantee to identify asbestos if only present in small numbers as discrete fibres/fragments in the original sample.
Stones etc. are not removed from the sample prior to analysis
"Trace Asbestos Identified" will be reported if there is not enough present to verify the type.
Quantification: Generally a 2 stage process including visual identification, hand picking and weighing, and fibre counting. Where ACMs are found a percentage asbestos is assigned to each with reference to 'HSG264, Asbestos: The survey guide' and the calculated asbestos content is expressed as a percentage of the dried soil sample aliquot used. If asbestos is identified as being present but is not in a form that is suitable for analysis by hand picking and weighing (normally if the asbestos is present as free fibres). "TRACE" will be reported as a quantification result.
PLEASE INFORM THE LABORATORY IF YOU WOULD LIKE THE STAGE 3 SEDIMENTATION PROCESS CARRIED OUT. Note this will be subcontracted.

Assigned Matrix Codes

1	SAND	6	CLAY/LOAM	A	Contains Stones
2	LOAM	7	OTHER	B	Contains Construction Rubble
3	CLAY	8	Asbestos Bulk (Only Asbestos ID accredited)	C	Contains visible hydrocarbons
4	LOAM/SAND	9	Incinerator Ash (some Metals accredited)	D	Contains glass / metal
5	SAND/CLAY			E	Contains roots / twigs
Note: 7,8,9 matrices are not covered by our ISO 17025 or MCertS accreditation, unless stated above.					

Soil Chemical Analysis:
All results are reported as dry weight (<40°C).
For samples with Matrix Codes 1 - 6 natural stones, brick and concrete fragments >10mm and any extraneous material (visible glass, metal or twigs) are removed and excluded from the sample prior to analysis and reported results corrected to a whole sample basis. This is reported as '% stones >10mm'.
For samples with Matrix Code 7 the whole sample is dried and crushed prior to analysis and this supersedes any "A" subscripts
All analysis is performed on the sample as received for soil samples which are positive for asbestos or the client has informed asbestos may be present and/or if they are from outside the European Union and this supersedes any "D" subscripts.

TPH by method A-T-007:
For waters, free and visible oils are excluded from the sample used for analysis, so the reported result represents the dissolved phase only.
Results "with Clean up" indicates samples cleaned up with Silica during extraction.

EPH CWG (method A-T-055) from TPH CWG:
EPH CWG results have humics mathematically subtracted through instrument calculation.
Where these humic substances have been identified in any IDs from "TPH CWG with clean up" please note that the concentration is **NOT** included in the quantified results but present in the ID for information.

Electrical Conductivity of water by method A-T-037:
Results greater than 12900µS/cm @ 25^{0}C / 11550µS/cm @ 20^{0}C fall outside the calibration range and as such are unaccredited.

Please contact your client manager if you require any further information.

Envirolab Deviating Samples Report

Hattersley Science & Technology Park, Stockport Road, Hattersley, SK14 3QU
Tel. 0161 368 4921 email. ask@envlab.co.uk

Client: Central Alliance, Alliance House, South Park Way, South Park Way, Wakefield 41 Business Park, Wakefield, WF2 0XJ

Project: One Earth Solar Farm

Clients Project No: 2372986

Project No: 24/10046

Date Received: 17/10/2024 (am)

Cool Box Temperatures (°C): 13.5

Lab Sample ID	24/10046/1
Client Sample No	1
Client Sample ID/Depth	BH003 0.30m
Date Sampled	02/10/24
Deviation Code	
F	✓

Key

F *Maximum holding time exceeded between sampling date and analysis for analytes listed below*

HOLDING TIME EXCEEDANCES

Lab Sample ID	24/10046/1
Client Sample No	1
Client Sample ID/Depth	BH003 0.30m
Date Sampled	02/10/24
VPHCWG	✓
PAH-16MS	✓
VOC	✓
SVOC excluding PAH-16	✓
Cyanide (total)	✓

If, at any point before reaching the laboratory, the temperature of the samples has breached those set in published standards, e.g. BS-EN 5667-3, ISO 18400-102:2017, then the concentration of any affected analytes may differ from that at the time of sampling.

Envirolab Analysis Dates

Lab Sample ID	24/10046/1	24/10046/2	24/10046/3	24/10046/5
Client Sample No	1	4	7	17
Client Sample ID/Depth	BH003 0.30m	BH003 0.50m	BH003 1.00m	BH003 3.00m
Date Sampled	02/10/24	02/10/24	02/10/24	03/10/24
A-T-006s	23/10/2024			
A-T-019s	24/10/2024			
A-T-022s	22/10/2024			
A-T-024s	22/10/2024	22/10/2024	22/10/2024	22/10/2024
A-T-026s	22/10/2024	22/10/2024	22/10/2024	22/10/2024
A-T-027s	21/10/2024	21/10/2024	21/10/2024	21/10/2024
A-T-031s	21/10/2024	21/10/2024	21/10/2024	21/10/2024
A-T-032s	21/10/2024	21/10/2024	22/10/2024	21/10/2024
A-T-042sTCN	21/10/2024			
A-T-044	22/10/2024	22/10/2024	22/10/2024	22/10/2024
A-T-050s	21/10/2024			
A-T-052s	21/10/2024			
A-T-055s	21/10/2024			
Calc-As Recd	22/10/2024			

The above dates are the analysis completion dates, please note that these are not necessarily the date that the analysis was weighed/extracted.

End of Report

envirolab
Hattersley Science & Technology Park
Stockport Road, Hattersley, SK14 3QU

FINAL ANALYTICAL TEST REPORT

Envirolab Job Number: 24/10048
Issue Number: 1 **Date:** 24 October, 2024

Client: Central Alliance
Alliance House
South Park Way
South Park Way
Wakefield 41 Business Park
Wakefield
WF2 0XJ

Project Manager: John Parkinson/Lab results
Project Name: One Earth Solar Farm
Project Ref: 2372986
Order No: N/A
Date Samples Received: 04/10/24
Date Instructions Received: 17/10/24
Date Analysis Completed: 24/10/24

Approved by:

[redacted]

Richard Wong
Client Manager

mCERTS THE ENVIRONMENT AGENCY'S MONITORING CERTIFICATION SCHEME
UKAS TESTING 1247

Envirolab Job Number: 24/10048

Client Project Name: One Earth Solar Farm

Client Project Ref: 2372986

Lab Sample ID	24/10048/1	24/10048/2	24/10048/4	24/10048/9	24/10048/10	24/10048/11		Units	Limit of Detection	Method ref
Client Sample No	1	2	4	2	5	8				
Client Sample ID	BH001	BH001	BH0011	BH002	BH002	BH002				
Depth to Top	0.30	0.50	2.00	0.30	0.50	1.00				
Depth To Bottom										
Date Sampled				02-Oct-24	02-Oct-24	02-Oct-24				
Sample Type	SOIL - ES	SOIL - ES	SOIL - ES	SOIL - ES	SOIL - ES	SOIL - ES				
Sample Matrix Code	4AE	4AE	5A	5A	6AE	5AE				
% Stones >10mm$_{A}$	2.1	1.4	<0.1	<0.1	<0.1	<0.1		% w/w	0.1	A-T-044
pH$_{D}^{M\#}$	7.55	7.37	8.06	8.02	8.05	8.17		pH	0.01	A-T-031s
Sulphate (water sol 2:1)$_{D}^{M\#}$	0.02	<0.01	0.09	<0.01	0.01	0.01		g/l	0.01	A-T-026s
Cyanide (total)$_{A}^{M\#}$	<1	-	-	<1	-	-		mg/kg	1	A-T-042sTCN
Phenol$_{A}$	<0.2	-	-	<0.2	-	-		mg/kg	0.2	A-T-050s
Organic Matter$_{D}^{M\#}$	2.4	2.4	2.1	0.9	0.5	0.4		% w/w	0.1	A-T-032s
Arsenic$_{D}^{M\#}$	<1	<1	<1	5	6	2		mg/kg	1	A-T-024s
Boron (water soluble)$_{D}^{M\#}$	<1.0	<1.0	<1.0	<1.0	<1.0	<1.0		mg/kg	1	A-T-027s
Cadmium$_{D}^{M\#}$	<0.5	<0.5	<0.5	<0.5	<0.5	<0.5		mg/kg	0.5	A-T-024s
Copper$_{D}^{M\#}$	11	11	14	11	13	12		mg/kg	1	A-T-024s
Chromium$_{D}^{M\#}$	21	22	54	36	34	37		mg/kg	1	A-T-024s
Lead$_{D}^{M\#}$	12	13	4	9	9	7		mg/kg	1	A-T-024s
Mercury$_{D}$	<0.17	<0.17	<0.17	<0.17	<0.17	<0.17		mg/kg	0.17	A-T-024s
Nickel$_{D}^{M\#}$	14	15	45	27	31	30		mg/kg	1	A-T-024s
Zinc$_{D}^{M\#}$	45	48	55	58	59	50		mg/kg	5	A-T-024s

Envirolab Job Number: 24/10048

Client Project Name: One Earth Solar Farm

Client Project Ref: 2372986

Lab Sample ID	24/10048/1	24/10048/2	24/10048/4	24/10048/9	24/10048/10	24/10048/11		Units	Limit of Detection	Method ref
Client Sample No	1	2	4	2	5	8				
Client Sample ID	BH001	BH001	BH0011	BH002	BH002	BH002				
Depth to Top	0.30	0.50	2.00	0.30	0.50	1.00				
Depth To Bottom										
Date Sampled				02-Oct-24	02-Oct-24	02-Oct-24				
Sample Type	SOIL - ES	SOIL - ES	SOIL - ES	SOIL - ES	SOIL - ES	SOIL - ES				
Sample Matrix Code	4AE	4AE	5A	5A	6AE	5AE				
Asbestos in Soil (inc. matrix) ^										
Asbestos in soil$_{D}^{\#}$	NAD	-	-	NAD	-	-				A-T-045
Asbestos Matrix (visual)$_{D}$	-	-	-	-	-	-				A-T-045
Asbestos Matrix (microscope)$_{D}$	-	-	-	-	-	-				A-T-045
Asbestos ACM - Suitable for Water Absorption Test?$_{D}$	N/A	-	-	N/A	-	-				A-T-045

Envirolab Job Number: 24/10048

Client Project Name: One Earth Solar Farm

Client Project Ref: 2372986

Lab Sample ID	24/10048/1	24/10048/2	24/10048/4	24/10048/9	24/10048/10	24/10048/11		Units	Limit of Detection	Method ref
Client Sample No	1	2	4	2	5	8				
Client Sample ID	BH001	BH001	BH0011	BH002	BH002	BH002				
Depth to Top	0.30	0.50	2.00	0.30	0.50	1.00				
Depth To Bottom										
Date Sampled				02-Oct-24	02-Oct-24	02-Oct-24				
Sample Type	SOIL - ES	SOIL - ES	SOIL - ES	SOIL - ES	SOIL - ES	SOIL - ES				
Sample Matrix Code	4AE	4AE	5A	5A	6AE	5AE				
PAH-16MS										
Acenaphthene$_{A}^{M\#}$	<0.01	-	-	<0.01	-	-		mg/kg	0.01	A-T-019s
Acenaphthylene$_{A}^{M\#}$	<0.01	-	-	<0.01	-	-		mg/kg	0.01	A-T-019s
Anthracene$_{A}^{M\#}$	<0.02	-	-	<0.02	-	-		mg/kg	0.02	A-T-019s
Benzo(a)anthracene$_{A}^{M\#}$	<0.04	-	-	<0.04	-	-		mg/kg	0.04	A-T-019s
Benzo(a)pyrene$_{A}^{M\#}$	<0.04	-	-	<0.04	-	-		mg/kg	0.04	A-T-019s
Benzo(b)fluoranthene$_{A}^{M\#}$	<0.05	-	-	<0.05	-	-		mg/kg	0.05	A-T-019s
Benzo(ghi)perylene$_{A}^{M\#}$	<0.05	-	-	<0.05	-	-		mg/kg	0.05	A-T-019s
Benzo(k)fluoranthene$_{A}^{M\#}$	<0.07	-	-	<0.07	-	-		mg/kg	0.07	A-T-019s
Chrysene$_{A}^{M\#}$	<0.06	-	-	<0.06	-	-		mg/kg	0.06	A-T-019s
Dibenzo(ah)anthracene$_{A}^{M\#}$	<0.04	-	-	<0.04	-	-		mg/kg	0.04	A-T-019s
Fluoranthene$_{A}^{M\#}$	<0.08	-	-	<0.08	-	-		mg/kg	0.08	A-T-019s
Fluorene$_{A}^{M\#}$	<0.01	-	-	<0.01	-	-		mg/kg	0.01	A-T-019s
Indeno(123-cd)pyrene$_{A}^{M\#}$	<0.03	-	-	<0.03	-	-		mg/kg	0.03	A-T-019s
Naphthalene $_{A}^{M\#}$	<0.03	-	-	<0.03	-	-		mg/kg	0.03	A-T-019s
Phenanthrene$_{A}^{M\#}$	<0.03	-	-	<0.03	-	-		mg/kg	0.03	A-T-019s
Pyrene$_{A}^{M\#}$	<0.07	-	-	<0.07	-	-		mg/kg	0.07	A-T-019s
Total PAH-16MS$_{A}^{M\#}$	<0.08	-	-	<0.08	-	-		mg/kg	0.01	A-T-019s

Envirolab Job Number: 24/10048

Client Project Name: One Earth Solar Farm

Client Project Ref: 2372986

Lab Sample ID	24/10048/1	24/10048/2	24/10048/4	24/10048/9	24/10048/10	24/10048/11		Units	Limit of Detection	Method ref
Client Sample No	1	2	4	2	5	8				
Client Sample ID	BH001	BH001	BH0011	BH002	BH002	BH002				
Depth to Top	0.30	0.50	2.00	0.30	0.50	1.00				
Depth To Bottom										
Date Sampled				02-Oct-24	02-Oct-24	02-Oct-24				
Sample Type	SOIL - ES	SOIL - ES	SOIL - ES	SOIL - ES	SOIL - ES	SOIL - ES				
Sample Matrix Code	4AE	4AE	5A	5A	6AE	5AE				
SVOC excluding PAH-16										
4-Bromophenyl phenyl ether$_A$	<100	-	-	<100	-	-		µg/kg	100	A-T-052s
Hexachlorobenzene$_A$	<100	-	-	<100	-	-		µg/kg	100	A-T-052s
Diethyl phthalate$_A$	<100	-	-	<100	-	-		µg/kg	100	A-T-052s
Dimethyl phthalate$_A$	<100	-	-	<100	-	-		µg/kg	100	A-T-052s
Dibenzofuran$_A$	<100	-	-	<100	-	-		µg/kg	100	A-T-052s
Carbazole$_A$	<100	-	-	<100	-	-		µg/kg	100	A-T-052s
Butylbenzyl phthalate$_A$	<100	-	-	<100	-	-		µg/kg	100	A-T-052s
Bis(2-ethylhexyl)phthalate$_A$	<500	-	-	<500	-	-		µg/kg	500	A-T-052s
Bis(2-chloroethoxy)methane$_A$	<100	-	-	<100	-	-		µg/kg	100	A-T-052s
Bis(2-chloroethyl)ether$_A$	<100	-	-	<100	-	-		µg/kg	100	A-T-052s
4-Nitrophenol$_A$	<100	-	-	<100	-	-		µg/kg	100	A-T-052s
3+4-Methylphenol$_A$	<100	-	-	<100	-	-		µg/kg	100	A-T-052s
4-Chloro-3-methylphenol$_A$	<100	-	-	<100	-	-		µg/kg	100	A-T-052s
2-Nitrophenol$_A$	<100	-	-	<100	-	-		µg/kg	100	A-T-052s
2-Methylphenol$_A$	<100	-	-	<100	-	-		µg/kg	100	A-T-052s
1,2,4-Trichlorobenzene$_A$	<100	-	-	<100	-	-		µg/kg	100	A-T-052s
2-Chlorophenol$_A$	<100	-	-	<100	-	-		µg/kg	100	A-T-052s
2,6-Dinitrotoluene$_A$	<100	-	-	<100	-	-		µg/kg	100	A-T-052s
2,4-Dinitrotoluene$_A$	<100	-	-	<100	-	-		µg/kg	100	A-T-052s
2,4-Dimethylphenol$_A$	<100	-	-	<100	-	-		µg/kg	100	A-T-052s
2,4-Dichlorophenol$_A$	<100	-	-	<100	-	-		µg/kg	100	A-T-052s
2,4,6-Trichlorophenol$_A$	<100	-	-	<100	-	-		µg/kg	100	A-T-052s
2,4,5-Trichlorophenol$_A$	<100	-	-	<100	-	-		µg/kg	100	A-T-052s
1,4-Dichlorobenzene$_A$	<100	-	-	<100	-	-		µg/kg	100	A-T-052s
1,3-Dichlorobenzene$_A$	<100	-	-	<100	-	-		µg/kg	100	A-T-052s
1,2-Dichlorobenzene$_A$	<100	-	-	<100	-	-		µg/kg	100	A-T-052s
2-Chloronaphthalene$_A$	<100	-	-	<100	-	-		µg/kg	100	A-T-052s
2-Methylnaphthalene$_A$	<100	-	-	<100	-	-		µg/kg	100	A-T-052s
Bis(2-chloroisopropyl)ether$_A$	<100	-	-	<100	-	-		µg/kg	100	A-T-052s
Phenol$_A$	<100	-	-	<100	-	-		µg/kg	100	A-T-052s
Pentachlorophenol$_A$	<100	-	-	<100	-	-		µg/kg	100	A-T-052s
n-Nitroso-n-dipropylamine$_A$	<100	-	-	<100	-	-		µg/kg	100	A-T-052s

Envirolab Job Number: 24/10048

Client Project Name: One Earth Solar Farm

Client Project Ref: 2372986

Lab Sample ID	24/10048/1	24/10048/2	24/10048/4	24/10048/9	24/10048/10	24/10048/11		Units	Limit of Detection	Method ref
Client Sample No	1	2	4	2	5	8				
Client Sample ID	BH001	BH001	BH0011	BH002	BH002	BH002				
Depth to Top	0.30	0.50	2.00	0.30	0.50	1.00				
Depth To Bottom										
Date Sampled				02-Oct-24	02-Oct-24	02-Oct-24				
Sample Type	SOIL - ES	SOIL - ES	SOIL - ES	SOIL - ES	SOIL - ES	SOIL - ES				
Sample Matrix Code	4AE	4AE	5A	5A	6AE	5AE				
n-Dioctylphthalate$_A$	<500	-	-	<500	-	-		µg/kg	500	A-T-052s
n-Dibutylphthalate$_A$	<100	-	-	<100	-	-		µg/kg	100	A-T-052s
Nitrobenzene$_A$	<100	-	-	<100	-	-		µg/kg	100	A-T-052s
Isophorone$_A$	<100	-	-	<100	-	-		µg/kg	100	A-T-052s
Hexachloroethane$_A$	<100	-	-	<100	-	-		µg/kg	100	A-T-052s
Hexachlorobutadiene$_A$	<100	-	-	<100	-	-		µg/kg	100	A-T-052s
Perylene$_A$	<100	-	-	<100	-	-		µg/kg	100	A-T-052s

Envirolab Job Number: 24/10048

Client Project Name: One Earth Solar Farm

Client Project Ref: 2372986

Lab Sample ID	24/10048/1	24/10048/2	24/10048/4	24/10048/9	24/10048/10	24/10048/11		Units	Limit of Detection	Method ref
Client Sample No	1	2	4	2	5	8				
Client Sample ID	BH001	BH001	BH0011	BH002	BH002	BH002				
Depth to Top	0.30	0.50	2.00	0.30	0.50	1.00				
Depth To Bottom										
Date Sampled				02-Oct-24	02-Oct-24	02-Oct-24				
Sample Type	SOIL - ES	SOIL - ES	SOIL - ES	SOIL - ES	SOIL - ES	SOIL - ES				
Sample Matrix Code	4AE	4AE	5A	5A	6AE	5AE				
VOC										
Dichlorodifluoromethane$_{A}$	<25	-	-	<25	-	-		µg/kg	1	A-T-006s
Chloromethane$_{A}$	<250	-	-	<250	-	-		µg/kg	10	A-T-006s
Vinyl Chloride (Chloroethene)$_{A}^{\#}$	<25	-	-	<25	-	-		µg/kg	1	A-T-006s
Bromomethane$_{A}^{\#}$	<25	-	-	<25	-	-		µg/kg	1	A-T-006s
Chloroethane$_{A}^{\#}$	<25	-	-	<25	-	-		µg/kg	1	A-T-006s
Trichlorofluoromethane$_{A}^{\#}$	<25	-	-	<25	-	-		µg/kg	1	A-T-006s
1,1-Dichloroethene$_{A}^{\#}$	<25	-	-	<25	-	-		µg/kg	1	A-T-006s
Carbon Disulphide$_{A}^{\#}$	<25	-	-	<25	-	-		µg/kg	1	A-T-006s
Dichloromethane$_{A}$	<125	-	-	<125	-	-		µg/kg	5	A-T-006s
trans 1,2-Dichloroethene$_{A}^{\#}$	<25	-	-	<25	-	-		µg/kg	1	A-T-006s
1,1-Dichloroethane$_{A}^{\#}$	<25	-	-	<25	-	-		µg/kg	1	A-T-006s
cis 1,2-Dichloroethene$_{A}^{\#}$	<25	-	-	<25	-	-		µg/kg	1	A-T-006s
2,2-Dichloropropane$_{A}^{\#}$	<25^{U}	-	-	<25^{U}	-	-		µg/kg	1	A-T-006s
Bromochloromethane$_{A}^{\#}$	<125	-	-	<125	-	-		µg/kg	5	A-T-006s
Chloroform$_{A}^{\#}$	<25	-	-	<25	-	-		µg/kg	1	A-T-006s
1,1,1-Trichloroethane$_{A}^{\#}$	<25	-	-	<25	-	-		µg/kg	1	A-T-006s
1,1-Dichloropropene$_{A}^{\#}$	<25	-	-	<25	-	-		µg/kg	1	A-T-006s
Carbon Tetrachloride$_{A}^{\#}$	<25	-	-	<25	-	-		µg/kg	1	A-T-006s
1,2-Dichloroethane$_{A}^{\#}$	<50	-	-	<50	-	-		µg/kg	2	A-T-006s
Benzene$_{A}^{\#}$	<25	-	-	<25	-	-		µg/kg	1	A-T-006s
Trichloroethene$_{A}^{\#}$	<25	-	-	<25	-	-		µg/kg	1	A-T-006s
1,2-Dichloropropane$_{A}^{\#}$	<25	-	-	<25	-	-		µg/kg	1	A-T-006s
Dibromomethane$_{A}^{\#}$	<25	-	-	<25	-	-		µg/kg	1	A-T-006s
Bromodichloromethane$_{A}^{\#}$	<250	-	-	<250	-	-		µg/kg	10	A-T-006s
cis 1,3-Dichloropropene$_{A}^{\#}$	<25	-	-	<25	-	-		µg/kg	1	A-T-006s
Toluene$_{A}^{\#}$	<25	-	-	<25	-	-		µg/kg	1	A-T-006s
trans 1,3-Dichloropropene$_{A}^{\#}$	<25	-	-	<25	-	-		µg/kg	1	A-T-006s
1,1,2-Trichloroethane$_{A}^{\#}$	<25	-	-	<25	-	-		µg/kg	1	A-T-006s
1,3-Dichloropropane$_{A}^{\#}$	<25	-	-	<25	-	-		µg/kg	1	A-T-006s
Tetrachloroethene$_{A}^{\#}$	<25	-	-	<25	-	-		µg/kg	1	A-T-006s
Dibromochloromethane$_{A}^{\#}$	<75	-	-	<75	-	-		µg/kg	3	A-T-006s
1,2-Dibromoethane$_{A}^{\#}$	<25	-	-	<25	-	-		µg/kg	1	A-T-006s

Envirolab Job Number: 24/10048

Client Project Name: One Earth Solar Farm

Client Project Ref: 2372986

Lab Sample ID	24/10048/1	24/10048/2	24/10048/4	24/10048/9	24/10048/10	24/10048/11		Units	Limit of Detection	Method ref
Client Sample No	1	2	4	2	5	8				
Client Sample ID	BH001	BH001	BH0011	BH002	BH002	BH002				
Depth to Top	0.30	0.50	2.00	0.30	0.50	1.00				
Depth To Bottom										
Date Sampled				02-Oct-24	02-Oct-24	02-Oct-24				
Sample Type	SOIL - ES	SOIL - ES	SOIL - ES	SOIL - ES	SOIL - ES	SOIL - ES				
Sample Matrix Code	4AE	4AE	5A	5A	6AE	5AE				
Chlorobenzene$_{A}^{\#}$	<25	-	-	<25	-	-		µg/kg	1	A-T-006s
1,1,1,2-Tetrachloroethane$_{A}$	<25	-	-	<25	-	-		µg/kg	1	A-T-006s
Ethylbenzene$_{A}^{\#}$	<25	-	-	<25	-	-		µg/kg	1	A-T-006s
m & p Xylene$_{A}^{\#}$	<25	-	-	<25	-	-		µg/kg	1	A-T-006s
o-Xylene$_{A}^{\#}$	<25	-	-	<25	-	-		µg/kg	1	A-T-006s
Styrene$_{A}^{\#}$	<25	-	-	<25	-	-		µg/kg	1	A-T-006s
Bromoform$_{A}^{\#}$	<75	-	-	<75	-	-		µg/kg	3	A-T-006s
Isopropylbenzene$_{A}^{\#}$	<25	-	-	<25	-	-		µg/kg	1	A-T-006s
1,1,2,2-Tetrachloroethane$_{A}$	<25	-	-	<25	-	-		µg/kg	1	A-T-006s
1,2,3-Trichloropropane$_{A}^{\#}$	<25	-	-	<25	-	-		µg/kg	1	A-T-006s
Bromobenzene$_{A}^{\#}$	<25	-	-	<25	-	-		µg/kg	1	A-T-006s
n-Propylbenzene$_{A}^{\#}$	<25	-	-	<25	-	-		µg/kg	1	A-T-006s
2-Chlorotoluene$_{A}^{\#}$	<25	-	-	<25	-	-		µg/kg	1	A-T-006s
1,3,5-Trimethylbenzene$_{A}^{\#}$	<25	-	-	<25	-	-		µg/kg	1	A-T-006s
4-Chlorotoluene$_{A}^{\#}$	<25	-	-	<25	-	-		µg/kg	1	A-T-006s
tert-Butylbenzene$_{A}^{\#}$	<50	-	-	<50	-	-		µg/kg	2	A-T-006s
1,2,4-Trimethylbenzene$_{A}^{\#}$	<25	-	-	<25	-	-		µg/kg	1	A-T-006s
sec-Butylbenzene$_{A}^{\#}$	<25	-	-	<25	-	-		µg/kg	1	A-T-006s
4-Isopropyltoluene$_{A}^{\#}$	<25	-	-	<25	-	-		µg/kg	1	A-T-006s
1,3-Dichlorobenzene$_{A}$	<25	-	-	<25	-	-		µg/kg	1	A-T-006s
1,4-Dichlorobenzene$_{A}^{\#}$	<25	-	-	<25	-	-		µg/kg	1	A-T-006s
n-Butylbenzene$_{A}^{\#}$	<25	-	-	<25	-	-		µg/kg	1	A-T-006s
1,2-Dichlorobenzene$_{A}^{\#}$	<25	-	-	<25	-	-		µg/kg	1	A-T-006s
1,2-Dibromo-3-chloropropane (DCBP)$_{A}$	<50	-	-	<50	-	-		µg/kg	2	A-T-006s
1,2,4-Trichlorobenzene$_{A}$	<75	-	-	<75	-	-		µg/kg	3	A-T-006s
Hexachlorobutadiene$_{A}^{\#}$	<25	-	-	<25	-	-		µg/kg	1	A-T-006s
1,2,3-Trichlorobenzene$_{A}$	<75	-	-	<75	-	-		µg/kg	3	A-T-006s

Envirolab Job Number: 24/10048

Client Project Name: One Earth Solar Farm

Client Project Ref: 2372986

Lab Sample ID	24/10048/1	24/10048/2	24/10048/4	24/10048/9	24/10048/10	24/10048/11		Units	Limit of Detection	Method ref
Client Sample No	1	2	4	2	5	8				
Client Sample ID	BH001	BH001	BH0011	BH002	BH002	BH002				
Depth to Top	0.30	0.50	2.00	0.30	0.50	1.00				
Depth To Bottom										
Date Sampled				02-Oct-24	02-Oct-24	02-Oct-24				
Sample Type	SOIL - ES	SOIL - ES	SOIL - ES	SOIL - ES	SOIL - ES	SOIL - ES				
Sample Matrix Code	4AE	4AE	5A	5A	6AE	5AE				
TPH CWG with Clean Up										
Ali >C5-C6$_{A}$	<0.01	-	-	<0.01	-	-		mg/kg	0.01	A-T-022s
Ali >C6-C8$_{A}$	<0.01	-	-	<0.01	-	-		mg/kg	0.01	A-T-022s
Ali >C8-C10$_{A}$	<1	-	-	<1	-	-		mg/kg	1	A-T-055s
Ali >C10-C12$_{A}^{M\#}$	<1	-	-	<1	-	-		mg/kg	1	A-T-055s
Ali >C12-C16$_{A}^{M\#}$	<1	-	-	<1	-	-		mg/kg	1	A-T-055s
Ali >C16-C21$_{A}^{M\#}$	<1	-	-	<1	-	-		mg/kg	1	A-T-055s
Ali >C21-C35$_{A}^{M\#}$	9	-	-	4	-	-		mg/kg	1	A-T-055s
Total Aliphatics$_{A}$	9	-	-	4	-	-		mg/kg	1	Calc-As Recd
Aro >C5-C7$_{A}^{\#}$	<0.01	-	-	<0.01	-	-		mg/kg	0.01	A-T-022s
Aro >C7-C8$_{A}^{\#}$	<0.01	-	-	<0.01	-	-		mg/kg	0.01	A-T-022s
Aro >C8-C10$_{A}$	<1	-	-	<1	-	-		mg/kg	1	A-T-055s
Aro >C10-C12$_{A}$	<1	-	-	<1	-	-		mg/kg	1	A-T-055s
Aro >C12-C16$_{A}$	<1	-	-	<1	-	-		mg/kg	1	A-T-055s
Aro >C16-C21$_{A}^{M\#}$	<1	-	-	<1	-	-		mg/kg	1	A-T-055s
Aro >C21-C35$_{A}^{M\#}$	<1	-	-	<1	-	-		mg/kg	1	A-T-055s
Total Aromatics$_{A}$	<1	-	-	<1	-	-		mg/kg	1	Calc-As Recd
TPH (Ali & Aro >C5-C35)$_{A}$	9	-	-	4	-	-		mg/kg	1	Calc-As Recd
BTEX - Benzene$_{A}^{\#}$	<0.01	-	-	<0.01	-	-		mg/kg	0.01	A-T-022s
BTEX - Toluene$_{A}^{\#}$	<0.01	-	-	<0.01	-	-		mg/kg	0.01	A-T-022s
BTEX - Ethyl Benzene$_{A}^{\#}$	<0.01	-	-	<0.01	-	-		mg/kg	0.01	A-T-022s
BTEX - m & p Xylene$_{A}^{\#}$	<0.01	-	-	<0.01	-	-		mg/kg	0.01	A-T-022s
BTEX - o Xylene$_{A}^{\#}$	<0.01	-	-	<0.01	-	-		mg/kg	0.01	A-T-022s
MTBE$_{A}^{\#}$	<0.01	-	-	<0.01	-	-		mg/kg	0.01	A-T-022s

Report Notes

General

•This report shall not be reproduced, except in full, without written approval from Envirolab.
•The client Sample No, Client Sample ID, Depth to top, Depth to Bottom and Date Sampled are all provided by the client and can affect the validity of results.
•The results reported herein relate only to the material supplied to the laboratory.
•The residue of any samples contained within this report, and any received within the same delivery, will be disposed of **four weeks** after the initial scheduling. For samples tested for Asbestos we will retain a portion of the dried sample for a minimum of **six months** after the initial Asbestos testing is completed.
•Analytical results reflect the quality of the sample at the time of analysis only.
•Opinions and Interpretations expressed are outside our scope of accreditation.
•A deviating sample report is appended and will indicate if samples or tests have been found to be deviating. Any test results affected may not be an accurate record of the concentration at the time of sampling and, as a result, may be invalid.
•If a sample is outside of the calibration range or affected by interferences then it may need diluting. This will result in the limit of detection (LOD) being raised.
•Subcontracted Analysis: Please see the appended report for any deviations, current LODs and accreditation status of the test.

Key

Superscript "#"	Accredited to ISO 17025
Superscript "M"	Accredited to MCertS
Superscript "U"	Individual result not accredited
None of the above symbols	Analysis unaccredited
Subscript "A"	Analysis performed on as-received Sample
Subscript "D"	Analysis performed on the dried sample, crushed to pass 2mm sieve.
Subscript "D" on Asbestos	Analysis performed on a dried aliquot of sample provided.
Subscript "^"	Analysis has dependant options against results. Details appear in the comments of your Sample receipt
IS	Insufficient Sample for analysis
US	Unsuitable Sample for analysis
NDP	No Determination Possible
NAD	No Asbestos Detected
Trace	Asbestos found not suitable for Gravimetric Quantification – not enough to accurately weigh.
N/A	Not applicable

Asbestos

Identification: Asbestos in soil analysis is performed on a dried aliquot of the submitted sample and cannot guarantee to identify asbestos if only present in small numbers as discrete fibres/fragments in the original sample.
Stones etc. are not removed from the sample prior to analysis
"Trace Asbestos Identified" will be reported if there is not enough present to verify the type.
Quantification: Generally a 2 stage process including visual identification, hand picking and weighing, and fibre counting. Where ACMs are found a percentage asbestos is assigned to each with reference to 'HSG264, Asbestos: The survey guide' and the calculated asbestos content is expressed as a percentage of the dried soil sample aliquot used. If asbestos is identified as being present but is not in a form that is suitable for analysis by hand picking and weighing (normally if the asbestos is present as free fibres). "TRACE" will be reported as a quantification result.
PLEASE INFORM THE LABORATORY IF YOU WOULD LIKE THE STAGE 3 SEDIMENTATION PROCESS CARRIED OUT. Note this will be subcontracted.

Assigned Matrix Codes

1	SAND	6	CLAY/LOAM	A	Contains Stones
2	LOAM	7	OTHER	B	Contains Construction Rubble
3	CLAY	8	Asbestos Bulk (Only Asbestos ID accredited)	C	Contains visible hydrocarbons
4	LOAM/SAND	9	Incinerator Ash (some Metals accredited)	D	Contains glass / metal
5	SAND/CLAY			E	Contains roots / twigs
Note: 7,8,9 matrices are not covered by our ISO 17025 or MCertS accreditation, unless stated above.					

Soil Chemical Analysis:
All results are reported as dry weight (<40°C).
For samples with Matrix Codes 1 - 6 natural stones, brick and concrete fragments >10mm and any extraneous material (visible glass, metal or twigs) are removed and excluded from the sample prior to analysis and reported results corrected to a whole sample basis. This is reported as '% stones >10mm'.
For samples with Matrix Code 7 the whole sample is dried and crushed prior to analysis and this supersedes any "A" subscripts
All analysis is performed on the sample as received for soil samples which are positive for asbestos or the client has informed asbestos may be present and/or if they are from outside the European Union and this supersedes any "D" subscripts.

TPH by method A-T-007:
For waters, free and visible oils are excluded from the sample used for analysis, so the reported result represents the dissolved phase only.
Results "with Clean up" indicates samples cleaned up with Silica during extraction.

EPH CWG (method A-T-055) from TPH CWG:
EPH CWG results have humics mathematically subtracted through instrument calculation.
Where these humic substances have been identified in any IDs from "TPH CWG with clean up" please note that the concentration is **NOT** included in the quantified results but present in the ID for information.

Electrical Conductivity of water by method A-T-037:
Results greater than 12900µS/cm @ 25^{0}C / 11550µS/cm @ 20^{0}C fall outside the calibration range and as such are unaccredited.

Please contact your client manager if you require any further information.

Envirolab Deviating Samples Report

Hattersley Science & Technology Park, Stockport Road, Hattersley, SK14 3QU
Tel. 0161 368 4921 email. ask@envlab.co.uk

Client: Central Alliance, Alliance House, South Park Way, South Park Way, Wakefield 41 Business Park, Wakefield, WF2 0XJ

Project: One Earth Solar Farm

Clients Project No: 2372986

Project No: 24/10048

Date Received: 17/10/2024 (am)

Cool Box Temperatures (°C): 13.6 & 14.7

Lab Sample ID	24/10048/1	24/10048/2	24/10048/4	24/10048/9
Client Sample No	1	2	4	2
Client Sample ID/Depth	BH001 0.30m	BH001 0.50m	BH0011 2.00m	BH002 0.30m
Date Sampled				02/10/24
Deviation Code				
E (no date)	✓	✓	✓	
F				✓

Key

E (no date) *No sampling date provided (all results affected if not provided)*

F *Maximum holding time exceeded between sampling date and analysis for analytes listed below*

HOLDING TIME EXCEEDANCES

Lab Sample ID	24/10048/9
Client Sample No	2
Client Sample ID/Depth	BH002 0.30m
Date Sampled	02/10/24
VPHCWG	✓
PAH-16MS	✓
VOC	✓
SVOC excluding PAH-16	✓
Cyanide (total)	✓

If, at any point before reaching the laboratory, the temperature of the samples has breached those set in published standards, e.g. BS-EN 5667-3, ISO 18400-102:2017, then the concentration of any affected analytes may differ from that at the time of sampling.

Envirolab Analysis Dates

Lab Sample ID	24/10048/1	24/10048/2	24/10048/4	24/10048/9	24/10048/10	24/10048/11
Client Sample No	1	2	4	2	5	8
Client Sample ID/Depth	BH001 0.30m	BH001 0.50m	BH0011 2.00m	BH002 0.30m	BH002 0.50m	BH002 1.00m
Date Sampled				02/10/24	02/10/24	02/10/24
A-T-006s	23/10/2024			23/10/2024		
A-T-019s	24/10/2024			24/10/2024		
A-T-022s	22/10/2024			22/10/2024		
A-T-024s	23/10/2024	23/10/2024	23/10/2024	23/10/2024	23/10/2024	23/10/2024
A-T-026s	22/10/2024	22/10/2024	22/10/2024	22/10/2024	22/10/2024	22/10/2024
A-T-027s	22/10/2024	22/10/2024	22/10/2024	22/10/2024	22/10/2024	22/10/2024
A-T-031s	22/10/2024	22/10/2024	22/10/2024	22/10/2024	22/10/2024	22/10/2024
A-T-032s	22/10/2024	22/10/2024	22/10/2024	22/10/2024	22/10/2024	23/10/2024
A-T-042sTCN	21/10/2024			21/10/2024		
A-T-044	24/10/2024	24/10/2024	24/10/2024	24/10/2024	24/10/2024	24/10/2024
A-T-045	18/10/2024			18/10/2024		
A-T-050s	21/10/2024			21/10/2024		
A-T-052s	21/10/2024			21/10/2024		
A-T-055s	21/10/2024			21/10/2024		
Calc-As Recd	22/10/2024			22/10/2024		

The above dates are the analysis completion dates, please note that these are not necessarily the date that the analysis was weighed/extracted.

End of Report